

2016-17 IUPUI JAGUARS BASKETBALL



SCHEDULE/RESULTS (5-8, 0-0 SUMMIT)

Date	Opponent	Result/Time
Nov. 4	#St. Joseph's College	W, 87-74
Nov. 11	at Eastern Kentucky	L, 87-97
Nov. 13	^at Michigan	L, 65-77
Nov. 18	^Howard	W, 77-55
Nov. 19	^Eastern Michigan	W, 83-71
Nov. 22	^at Marquette	L, 79-104
Nov. 26	at SIUE	L, 58-61
Nov. 30	at Illinois State	L, 63-77
Dec. 3	at Ball State	W, 73-62
Dec. 6	at Illinois	L, 77-85
Dec. 10	at Miami (Ohio)	L, 68-71
Dec. 12	Urbana	W, 109-67
Dec. 17	at Southern Utah	W, 101-81
Dec. 20	at Northwestern	L, 65-87
Dec. 28	Marian	7:00 pm
Dec. 31	*Western Illinois	1:00 pm
Jan. 5	*at North Dakota State	8:00 pm
Jan. 7	*at South Dakota	4:15 pm
Jan. 11	*Omaha	7:00 pm
Jan. 14	*at Oral Roberts	4:00 pm
Jan. 18	*South Dakota State	7:00 pm
Jan. 21	*Denver	1:00 pm
Jan. 25	*at Fort Wayne	7:30 pm
Jan. 28	*at Western Illinois	8:00 pm
Feb. 1	*North Dakota State	7:00 pm
Feb. 8	*at Omaha	8:00 pm
Feb. 11	*Oral Roberts	7:00 pm
Feb. 15	*at South Dakota State	8:00 pm
Feb. 19	*at Denver	3:00 pm
Feb. 23	*Fort Wayne	7:00 pm
Feb. 25	*South Dakota	7:00 pm
Mar. 4-5	Summit League Quarters	tba
Mar. 6	Summit League Semis	tba
Mar. 7	Summit League Finals	tba

denotes exhibition
^ part of 2K Classic (campus sites)
* denotes Summit League games
& denotes Summit League Tournament games

MEDIA COVERAGE

TV: ESPN3

Greg Rakestraw (pxp); Bob Lovell (analyst)

Video Stream: ESPN3

Radio: 97.5 FM Fox Sports; iHeartRadio

Morgan Adcock (pxp)

Live Stats: IUPUIJags.com

Twitter: @IUPUIJaguars / @IUPUIMensBball

MBB CONTACT

Ed Holdaway - IUPUI Assistant AD

Email: eholdawa@iupui.edu

Twitter: @EdHoldaway

Cell: 317-908-2645

'03 NCAA TOURNAMENT, 2010 CBI

MARIAN (9-7) AT
IUPUI (5-8)

Wednesday, Dec. 28, 2016 - 7 p.m. - Indianapolis / Indiana Farmers Coliseum (6,800)

ABOUT THE SERIES




All-Time Record: IUPUI leads 15-10

Last Meeting: Nov. 28, 1994 - Marian 103, IUPUI 92

Streak: Marian has won 1

Gardner vs. Foe: first-ever meeting

THE JAGUARS



PROBABLE STARTERS (based on last game)

No.	Name	Yr.	Pos.	Ht.	Hometown	PPG	RPG	APG	FG%	3FG%	FT%
0	Dorell Combs	Sr.	G	6-2	Chicago, Ill.	16.7	1.7	3.2	.411	.342	.778
5	Kellon Thomas	Sr.	G	5-11	Indianapolis, Ind.	7.2	2.5	3.2	.294	.297	.958
15	Matt O'Leary	Sr.	F	6-8	Terre Haute, Ind.	14.7	6.5	2.8	.559	.442	.765
22	D.J. McCall	So.	G	6-6	Fort Wayne, Ind.	5.7	4.8	0.9	.500	.200	.595
24	Evan Hall	So.	F	6-7	Hindman, Ky.	7.1	5.5	0.8	.557	---	.444

OFF THE BENCH

1	T.J. Henderson	So.	G	6-0	Indianapolis, Ind.	5.5	1.8	1.8	.451	.424	.733
11	Josh James	Sr.	F/C	6-9	Cedar Lake, Ind.	2.0	1.9	0.1	.421	---	.769
12	Chad Hudson	Fr.	G	5-11	Jeffersonville, Ind.	0.8	0.8	0.5	.333	.500	.000
20	Grant Sinn	So.	G	6-2	Spencerville, Ind.	1.0	0.3	0.0	.200	.200	---
25	Ron Patterson	Jr.	G	6-2	Indianapolis, Ind.	9.4	2.3	1.9	.425	.384	.500
33	Giovanni Fraser	Fr.	F	6-8	Coral Springs, Fla.	1.1	1.2	0.0	.400	---	.300
35	Noah Thomas	R-Fr.	F/C	6-9	Whitestown, Ind.	1.3	1.0	0.0	.250	.000	.750
45	Aaron Brennan	Jr.	F	6-6	Noblesville, Ind.	7.4	3.0	0.9	.552	.400	.842

QUICK HITTERS

- Today caps the Jaguars' non-conference slate as IUPUI is 3-0 at home in non-conference play this year. IUPUI hasn't lost a home non-conference game since Dec. 13, 2014.
- Tonight's game is the 26th meeting all-time between IUPUI and Marian, but the first since the 1994-95 season. IUPUI is 8-1 in the nine meetings on its home floor.
- Before Christmas, IUPUI posted back-to-back 100-point games for the first time since January 1995. They are the first 100-point games in Head Coach **Jason Gardner's** three years with the program.
- IUPUI won the Indianapolis Subregional of the 2K Classic, capturing home wins over Howard (77-55) and Eastern Michigan (83-71). Junior **Ron Patterson** was named Subregional MVP (16.0 ppg, 9-of-17 3's).
- This marks the 45th season of IUPUI basketball and the 19th the Jaguars have competed at the NCAA Division I level. IUPUI won the program's 250th game at the D1 level against Urbana on Dec. 12.
- Head Coach **Jason Gardner** is the eighth head coach in the history of the program and is in his third year at the helm. The former Indiana Mr. Basketball and Arizona-star enters today with an 28-48 career record (15-17 in the Summit).
- IUPUI was picked 5th in The Summit according to the preseason polls, including one of the 32 first-place votes. The Jags trailed Omaha by 21 points, but easily cleared Oral Roberts by 132 points.
- Senior guard **Dorell Combs** was voted preseason First Team All-Summit League by the league's coaches after being picked to the league's All-Newcomer Team and 2nd Team All-League last season. Combs averaged a team-high 16.3 points and made 58 threes last year after sitting the previous season as a transfer. He closed his junior year with back-to-back 30+ scoring games, becoming the first IUPUI player to do so since **George Hill** in January 2008.
- Determined to rebuild the program with Indiana kids, Gardner has stayed true to his word as 13 of the team's 17 players hail from the Hoosier State this season. Five (**T.J. Henderson, Anthony Jones, Ron Patterson, Nick Rogers** and **Kellon Thomas**) are from Indianapolis.
- IUPUI will continue to rely heavily on the transfer market this year as four of the Jags' starters (Combs, Patterson, K. Thomas & **Matt O'Leary**) came to IUPUI via transfer.

2016-17 ROSTER

NUMERIC ROSTER

##	Name	Pos.	Ht.	Wt.	Yr.	Hometown/High School (Previous)
0	Darell Combs	G	6-2	195	Sr.	Chicago, Ill./Thornwood (Eastern Michigan)
1	T.J. Henderson	G	6-0	160	So.	Indianapolis, Ind./Scecina
2	Anthony Jones^	G	6-5	210	Fr.	Indianapolis, Ind./Speedway
5	Kellon Thomas	G	5-11	190	Gr.	Indianapolis, Ind./Southport (Kent State)
10	Nick Rogers #	G	6-1	170	So.	Indianapolis, Ind./Traders Point Academy (Toledo)
11	Josh James	F/C	6-9	225	Sr.	Cedar Lake, Ind./Andrean/Quakerdale [Iowa] Prep
12	Chad Hudson	G	5-11	175	Fr.	Jeffersonville, Ind./Don Bosco Prep
15	Matt O'Leary	F	6-8	225	Sr.	Terre Haute, Ind./Terre Haute North Vigo (Loyola)
20	Grant Sinn	G	6-2	180	So.	Spencerville, Ind./Fort Wayne Canterbury (North Park)
22	D.J. McCall	G	6-6	190	So.	Fort Wayne, Ind./Concordia Lutheran
24	Evan Hall	F	6-7	200	So.	Hindman, Ky./Knott County Central
25	Ron Patterson	G	6-2	200	Jr.	Indianapolis, Ind./Broad Ripple (Syracuse)
32	Elyjah Goss^	F	6-7	190	Fr.	Bolingbrook, Ill./Plainfield East
33	Giovanni Fraser	F	6-8	235	Fr.	Coral Springs, Fla./Coral Springs Charter
35	Noah Thomas	F/C	6-9	235	R-Fr.	Whitestown, Ind./Bridgton [Maine] Academy
40	Evan Borgman^	F	6-9	205	Fr.	Batesville, Ind./Jac-Cen-Del
45	Aaron Brennan	F	6-6	225	Jr.	Noblesville, Ind./Guerin Catholic

will sit out the 2016-17 season as a Division I transfer; ^ expected to redshirt the 2016-17 season

COACHING STAFF

Head Coach:	Jason Gardner
Alma Mater:	Arizona, '11
Career Record:	(28-48; 3rd season)
IUPUI Record:	(28-48; 3rd season)
Summit Record:	(15-17; 3rd season)
Associate Head Coach:	Matt Crenshaw
Alma Mater:	IUPUI, '04
Assistant Coach:	Scott Gillespie
Alma Mater:	Ripon College, '11
Assistant Coach:	Roy Hairston
Alma Mater:	Purdue, '97
Senior Advisor:	Andy Fagan
Alma Mater:	Indiana, '01
Strength Coach:	Jason Quarles
Alma Mater:	IUPUI, '12
Athletic Trainer:	Emily Nibbelink
Alma Mater:	Kansas, '05

PRONUNCIATION GUIDE

DARELL Combs (duh-RELL)

RADIO / TV ROSTER



#0 - DARELL COMBS
6-2 // Sr. // G
Chicago, Ill.



#1 - T.J. HENDERSON
6-0 // So. // G
Indianapolis, Ind.




#2 - ANTHONY JONES
6-5 // Fr. // G
Indianapolis, Ind.



#5 - KELLON THOMAS
5-11 // Gr. // G
Indianapolis, Ind.




#10 - NICK ROGERS
6-1 // So. // G
Indianapolis, Ind.



#11 - JOSH JAMES
6-9 // Sr. // F/C
Cedar Lake, Ind.



#12 - CHAD HUDSON
5-11 // Fr. // G
Jeffersonville, Ind.




#15 - MATT O'LEARY
6-8 // Sr. // F
Terre Haute, Ind.



#20 - GRANT SINN
6-2 // So. // G
Spencerville, Ind.



#22 - D.J. McCALL
6-6 // So. // G
Fort Wayne, Ind.



#24 - EVAN HALL
6-7 // So. // F
Hindman, Ky.




#25 - RON PATTERSON
6-2 // Jr. // G
Indianapolis, Ind.



#32 - ELYJAH GOSS
6-7 // Fr. // F
Bolingbrook, Ill.



#33 - GIOVANNI FRASER
6-8 // Fr. // F
Coral Springs, Fla.



#35 - NOAH THOMAS
6-9 // R-Fr. // F/C
Whitestown, Ind.



#40 - EVAN BORGMAN
6-9 // Fr. // F
Batesville, Ind.



#45 - AARON BRENNAN
6-6 // Jr. // F
Noblesville, Ind.



JASON GARDNER
Head Coach
3rd season

POLLS

THE SUMMIT LEAGUE

ASSOCIATED PRESS

Week 8 (Dec. 26)

Rank	Team (1st)
1	Villanova (56)
2	UCLA (3)
3	Kansas
4	Baylor (6)
5	Duke
6	Louisville
7	Gonzaga
8	Kentucky
9	North Carolina
10	Creighton
11	West Virginia
12	Virginia
13	Butler
14	Wisconsin
15	Purdue
16	Indiana
17	Xavier
18	Arizona
19	Saint Mary's
20	Florida State
21	Oregon
22	USC
23	Cincinnati
24	Notre Dame
25	Florida

Others Receiving Votes:

Maryland 40, Virginia Tech 37, Seton Hall 18, Clemson 12, Minnesota 8, Miami 8, Oklahoma State 7, Northwestern 5, South Carolina 4, UNC Wilmington 3, Arkansas 3, Iowa State 2

COACHES

Week 8 (Dec. 26)

Rank	Team (1st)
1	Villanova (27)
2	UCLA (2)
3	Kansas (1)
4	Baylor
5	Duke (1)
6	Gonzaga
7	Louisville
8	Kentucky
9	Creighton
10	North Carolina
11	Virginia
12	West Virginia
13	Butler
14	Wisconsin
15	Purdue
16	Indiana
17	Xavier
18	Arizona
19	Saint Mary's
20	Florida State
21	Oregon
22	USC
23	Cincinnati
24	Notre Dame
25	South Carolina

Others Receiving Votes:

Florida 37, Maryland 33, Arkansas 27, Oklahoma State 17, Miami 13, TCU 7, California 7, Minnesota 7, Virginia Tech 4, Seton Hall 4, Nevada 3, Colorado 2, UNC Wilmington 1, New Mexico State 1, Middle Tennessee 1

MID-MAJOR TOP 25

Week 8 (Dec. 26)

Rk	Team (1st)	Record	Pts.	Prev.	Conf.
1.	Gonzaga (31)	12-0	775	1	West Coast
2.	UT Arlington	10-3	704	2	Sun Belt
3.	UNCW	11-1	700	5	Colonial
4.	Wichita State	10-3	686	4	Missouri Valley
5.	Saint Mary's	10-1	653	6	West Coast
6.	Fort Wayne	10-3	552	7	Summit
7.	Monmouth	10-2	550	8	Metro Atlantic
8.	Valparaiso	9-3	549	3	Horizon
9.	Chattanooga	9-3	476	11	Southern
10.	New Mexico State	11-2	443	12	Western Athletic
11.	ETSU	9-3	434	9	Southern
12.	Oakland	10-3	411	10	Horizon
13.	BYU	9-4	409	14	West Coast
14.	Akron	10-3	386	17	Mid-American
15.	Ohio	7-3	306	13	Mid-American
16.	UL Lafayette	10-3	247	20	Sun Belt
17.	Illinois State	8-4	236	15	Missouri Valley
18.	Loyola (Chicago)	10-3	228	16	Missouri Valley
19.	Tennessee State	8-3	202	18	Ohio Valley
20.	Evansville	9-4	124	NR	Missouri Valley
21.	UMBC	9-3	103	NR	America East
22.	Charleston	9-4	97	21	Colonial
23.	Arkansas State	9-4	89	19	Sun Belt
24.	Little Rock	9-4	75	22	Sun Belt
25.	Northern Kentucky	9-4	73	24	Horizon

SUMMIT STANDINGS

through Dec. 26

Team	Overall (Pct.)	Sum. (Pct.)
Fort Wayne.....	10-3 (.769)	0-0 (.000)
Denver	8-5 (.615)	0-0 (.000)
North Dakota St.	8-5 (.615)	0-0 (.000)
South Dakota	9-6 (.600)	0-0 (.000)
Omaha	7-6 (.538)	0-0 (.000)
South Dakota St.	7-8 (.467)	0-0 (.000)
IUPUI	5-8 (.385)	0-0 (.000)
Oral Roberts	4-10 (.286)	0-0 (.000)
Western Illinois.....	3-8 (.273)	0-0 (.000)

UPCOMING SCHEDULE

Date	Game	Time
12/28	Marian at IUPUI	7 pm
	*N. Dakota St. at S. Dakota St.	8 pm
	*Oral Roberts at Denver	9 pm
12/29	*Western Illinois at Fort Wayne	7 pm
	*Omaha at South Dakota	8 pm
12/31	*Western Illinois at IUPUI	1 pm
	*South Dakota at South Dakota St.	2 pm
	*Oral Roberts at Fort Wayne	2:30 pm
	*Omaha at North Dakota St.	3 pm
1/4	*South Dakota St. at Western Ill.	8 pm
	*Fort Wayne at Omaha	8 pm
	*South Dakota at Denver	9 pm
1/5	*IUPUI at North Dakota St.	8 pm
1/7	*Oral Roberts at Western Illinois	3 pm
	*IUPUI at South Dakota	4:15 pm
	*Omaha at South Dakota St.	5:30 pm
	*Denver at Fort Wayne	7 pm
1/11	*Omaha at IUPUI	7 pm
	*North Dakota St. at South Dakota	8 pm
	*Western Illinois at Denver	9 pm
1/12	*South Dakota St. at Oral Roberts	8 pm
1/14	*Fort Wayne at South Dakota	2 pm
	*IUPUI at Oral Roberts	4 pm
	*North Dakota St. at Denver	6 pm
	*Western Illinois at Omaha	8 pm
1/18	*South Dakota St. at IUPUI	7 pm
	*Denver at Omaha	8 pm
	*South Dakota at Oral Roberts	8 pm

IUPUI IN SUMMIT STATS

as of Dec. 26 [denotes NCAA ranking]

Category	Summit [Nat Rk.]	Stat
Scoring	3rd.....	77.3 ppg
Scoring Defense.....	8th.....	76.5 ppg
Scoring Margin.....	5th.....	+0.8 ppg
Free Throw %	8th.....	67.0%
Field Goal %	4th.....	45.1%
Field Goal % Def.....	6th.....	43.9%
3Pt Field Goal %.....	5th.....	37.1%
3Pt Field Goal % Def.....	2nd.....	33.6%
Rebounding Offense	4th.....	35.7 rpg
Rebounding Defense	6th.....	36.5 rpg
Rebounding Margin	5th.....	-0.8 rpg
Blocked Shots	6th.....	2.5 bpg
Assists	2nd.....	15.7 apg
Steals	4th.....	6.3 spg
Turnover Margin.....	4th.....	+0.3 to/gm
Assist/TO Ratio.....	1st.....	1.2 a/to
Offensive Rebounds.....	2nd.....	11.3 rpg
Defensive Rebounds.....	9th.....	24.4 rpg
Defensive Reb. Pct	8th.....	68.9%
Offensive Reb. Pct	3rd.....	30.7%
3Pt Field Goals Made.....	3rd.....	8.6 3's/gm
Home Attendance.....	8th.....	872/gm

Player Summit [Natl Rk.]

Darell Combs		Stat
Scoring	5th	16.7 ppg
Assists	t-7th	3.2 apg
Assist/TO Ratio	8th	1.4 a/to
3FG Made	9th	2.1/game
Minutes	10th	31.2 mpg
FT Percentage	11th	77.8%

Evan Hall

Off. Rebounding	3rd	2.4 rpg
Blocked Shots	8th	0.9 bpg
Rebounding	11th	5.5 rpg

T.J. Henderson

3FG Percentage	9th	42.4%
Steals	t-15th	1.1 spg

D.J. McCall

Off. Rebounding	9th	1.9 rpg
Rebounding	18th	4.8 rpg

Matt O'Leary

FG Percentage	3rd	55.9%
Def. Rebounding	5th	5.5 rpg
3FG Percentage	7th	44.2%
Scoring	7th	14.7 ppg
Rebounding	8th	6.5 rpg
Assists	11th	2.8 apg
3FG Made	t-11th	1.8/game
FT Percentage	t-13th	76.5%

Ron Patterson

3FG Made	8th	2.2/game
Steals	t-13th	1.2 spg
3FG Percentage	14th	38.4%
Scoring	t-29th	9.4 ppg

Kellon Thomas

Assist-to-Turnover	5th	1.8 a/to
Assists	t-7th	3.2 apg

vs. Marian (15-10)

Date	Loc	Score	Res.
1-23-76	H	96-85	W
1-21-77	-	92-65	W
2-22-81	H	79-62	W
2-19-83	A	54-53	W
2-11-84	H	71-74	L
3-4-84	H	---	W
11-28-84	N	52-66	L
2-9-85	H	65-61	W
12-2-85	N	61-66	L
2-15-86	A	66-54	W
2-26-86	A	71-73	L
12-3-86	N	80-69	W
2-14-87	H	66-62	W
12-2-87	N	74-73	W
2-21-88	H	96-74	W
11-28-88	A	80-98	L
11-27-89	H	103-86	W
12-15-89	N	99-104	L
11-26-90	N	80-75	W
12-22-90	N	73-88	L
12-4-91	N	67-58	W
12-20-91	N	73-80	L
12-2-92	A	81-82	L
11-27-93	H	110-85	W
11-28-94	N	92-103	L

at Marian: 2-3

at IUPUI: 8-1

neutral: 4-6

STATISTICAL COMPARISON

IUPUI	Category	Marian
5-8	Record	9-7
0-0	Conf. Record	0-0
188	RPI	--
77.3	Scoring Off.	81.3
76.5	Scoring Def.	81.1
+0.8	Scoring Margin	+0.3
.451	FG%	.449
.439	FG% Def.	.428
.371	3FG%	.381
.336	3FG% Def.	.330
.670	FT%	.791
35.7	Reb. Average	39.6
36.5	Opp. Reb. Average	36.8
-0.8	Rebound Margin	+2.8
11.3	Offensive Reb.	11.2
24.4	Defensive Reb.	28.4
15.7	Assists Avg.	12.7
13.1	TO Avg.	15.7
13.4	Opp. TO	13.8
+0.3	TO Margin	-1.9
6.3	Steals Avg.	6.3
2.5	Blocks Avg.	2.4
8.6	3FG Made	7.7

PROJECTED MARIAN STARTERS

#	Pos	Name	Ht.	Cl.	PPG	RPG	APG	FG	3FG	FT
4	G	Wesley Stowers	5-10	So.	19.1	3.9	4.6	.424	.380	.865
10	G	James Crowley	6-0	Sr.	4.8	1.6	1.8	.509	.533	.875
22	G	Curtis Green	6-0	Jr.	8.8	3.0	2.6	.408	.289	.737
1	F	Patrick Bell	6-10	Sr.	5.9	6.5	0.1	.487	---	.677
20	F	Sam Guymon	6-7	Fr.	8.4	4.5	0.3	.439	.229	.794
OFF THE BENCH										
2	G	KC Earls	6-1	Fr.	7.0	2.4	0.9	.523	.549	.889
3	G	Jake Mills	5-10	So.	3.4	0.8	0.6	.372	.351	.750
11	G	Kenny Wead	6-0	Fr.	1.5	0.5	0.5	.333	.333	---
21	F	T Cunningham	6-4	Sr.	0.5	0.8	0.0	---	---	1.000
23	F	Andrew Jordan	6-5	Jr.	8.4	6.5	0.6	.483	.333	.778
24	G	Derek Hawthorne	6-3	Jr.	18.6	6.9	1.6	.440	.326	.737
30	G	Trey Patterson	6-4	Jr.	4.8	2.7	0.1	.559	---	.789

Head Coach: Carson Harris (2nd season)

NEWS, NOTES & STORYLINES

COMBS NOTES (@KiddRel11)

-Senior **Darell Combs** leads the Jags in scoring (16.7 ppg - fifth in The Summit) and was voted preseason First Team All-Summit this season. Combs was a 2nd Team selection following last season.

-The Chicago-native has scored in double-digits 37 times in 44 career games and 11 of 13 this season. He's hit for 20-or-more four times this season 13 times in his career.

-Combs not only leads the Jags in scoring, but also leads the team in assists (41), free throws made (42) and minutes (31.2 mpg).

-Combs handed out his 100th career assist in the loss at Illinois.

-Including his 271 points scored at Eastern Michigan, Combs has 993 career points entering tonight's game.

-Combs capped his junior year with back-to-back 30+ scoring games, becoming the first IUPUI player to do so since **George Hill** achieved the feat in 2008.

MATT O'LEARY NOTES (@OLEary_15)

-Senior **Matt O'Leary** is riding a career-best 12 straight games in double-digits, having hit for 10 or more in every game this season except the season-opener at EKU.

-O'Leary has one of the team's two double-doubles this season (**Evan Hall** has the other) and has two career double-doubles in an IUPUI uniform.

-O'Leary entered this week ranking among The Summit League leaders in eight different categories including field goal percentage (3rd), three-point percentage (7th), scoring (7th), rebounding (8th), assists (11th) and free throw percentage (13th).

-After scoring just 20-or-more once last season, O'Leary has already done so in four of IUPUI's last seven games, including a career-high 25 at Illinois.

-O'Leary led the Jags in scoring just three times last season, but has already done so five times this year.

-O'Leary has started all 44 games of his IUPUI career.

-The past six games, O'Leary is shooting 16-of-32 (50 percent) from three-point range.

PATTERSON NOTES (@Buss34)

-Not known as a three-point threat upon transferring from Syracuse, junior **Ron Patterson** has been lethal from deep to start the season. The Indianapolis-native made just 15-of-71 (21.1 percent) attempts in his two years with the Orange, but is 28-of-73 (38.4 percent) in his first 13 games with the Jaguars.

-Patterson has hit at least three threes in six of the Jaguars' 13 games, including a career-high 5-of-9 in the win over Eastern Michigan.

-Patterson leads the Jaguars with 16 steals. His stat line in a 15-point effort at Marquette earlier this season was three 3's and three dunks.

LINEUP TWEAK

For the first time this season, Head Coach **Jason Gardner**

altered his starting five prior to the win over Urbana, inserting sophomore **D.J. McCall** for junior **Ron Patterson**. McCall was averaging 9.3 points and 7.0 rebounds per game in the three games leading up to his move to the starting five.

MAJOR CONFERENCE FOES

IUPUI finished this season 0-4 against major conference foes with losses coming at Michigan, Marquette, Illinois and Northwestern. The Jags dropped those four games by an average margin of 16.8 points per game - the slimmest margin being an eight-point loss at Illinois.

CENTURY MARKS

Just before Christmas, the IUPUI offense exploded, scoring 100-or-more points in back-to-back games for the first time since January 1995. The 100 points games in the wins over Urbana and Southern Utah are the first 100-point games since Gardner took over three seasons ago and was the first 100-point game since scoring 112 against Judson on Jan. 2, 2014.

During that span, IUPUI hit 75-of-121 (62 percent) from the floor and 30-of-57 (52.6 percent) from beyond the arc. In addition, the Jags had 49 assists on 75 buckets.

SHOOTING 50

IUPUI is now 13-1 (.929) when shooting 50 percent or better under Gardner and 26-7 (.788) when outshooting the opposition.

DOWN 21

IUPUI was down 21 (59-38) with 14 minutes left at Miami before coming all the way back to tie the game in the final minute. Senior **Kellon Thomas** tied the score with a three with 29 seconds left before Miami scored the game's final three points to get the win.

UPSET BID THWARTED

IUPUI just missed picking off Illinois on Tuesday night (Dec. 6) before falling in Champaign, 85-77. IUPUI led for nearly half the game and was tied in the final minutes before fading late.

Senior **Matt O'Leary** led three Jags in double-digits with a career-high 25 points and **Darell Combs** added 18. Illinois needed a 32-point effort from All-Big Ten performer Malcolm Hill to stave off the Jaguars.

PLUS/MINUS

Plus/minus has become increasingly popular in the statistical world, particularly at the professional basketball ranks. Below is a quick look at IUPUI's best in +/-, among those who have logged at least 10 minutes per game.

PLUS	MINUS
McCall (+4.69/game)	Brennan (-1.69/game)
Hall (+3.62)	K. Thomas (-1.31)
Henderson (+2.62)	Patterson (-1.15)
O'Leary (+0.69)	

2K CLASSIC

IUPUI capped the four-game 2K Classic with a 2-2 record, losing road games at Michigan and Marquette and winning the Indianapolis Subregional of the event. IUPUI captured home victories over Howard (77-55) and Eastern Michigan (83-71). Junior **Ron Patterson** was named Subregional MVP after averaging 16 points and hitting 9-of-17 threes.

He was joined on the All-Tournament Team by senior forward **Matt O'Leary**, who averaged 10.5 points, 9.5 rebounds, 4.0 assists and 1.5 steals over two games.

EIGHT IN DUBS

Through the season's first five games, IUPUI had already had eight different players score in double-digits as **D.J. McCall** had 10 at Marquette on Nov. 22. No IUPUI player has scored in double-digits in every game as **Darell Combs** and **Matt O'Leary** have tallied double-digits in seven of eight games.

JAGS GET DEFENSIVE

The most important stat in the Jags' wins over Howard and Eastern Michigan was how stingy the Jaguars' defense was - specifically on the perimeter. Howard and Eastern Michigan combined to hit just 36.3 percent from the field and 3-of-26 (11.5 percent) from three-point range.

Howard was 0-for-9 from three on Friday, marking the first time in IUPUI's Division I era (1998-present) that a foe hasn't hit at least one trey.

JAGS SIGN TWO

IUPUI inked two during the early signing period, signing 6-foot-8 forward **Brandon Hau (Mukwanago, Wisc./Mukwanago)** and 6-foot guard **Jaylen Minnett (Terre Haute, Ind./Terre Haute South)** to National Letters of Intent.

Hau averaged 16.3 points and 7.5 boards per game as a junior and chose IUPUI over Air Force, Drake, Elon, Iowa, Navy, North Dakota State and South Dakota.

Minnett averaged 21.6 points, 5.0 assists and 4.8 boards per game last season. Minnett chose IUPUI over interest from Ball State, Kent State and Xavier.

IUPUI DEBUTS

Three players made their IUPUI debuts in the season-opening loss at Eastern Kentucky as transfers **Ron Patterson** and **Kellon Thomas** were in the starting lineup and true freshman **Giovanni Fraser** came off the bench.

Below is a quick look at each of their stat lines in their IUPUI debuts:

Patterson (11 pts, 3-6 3's, 23 min)
K. Thomas (11 pts, 4 reb, 2 ast, 26 min)
Fraser (2 pts, 4 min)

Since then, two others (**Chad Hudson** and **Noah Thomas**) have made their IUPUI debuts this season in the closing minutes of the win over Howard.

Hudson (2 min, 1 reb, 1 stl)

NEWS & NOTES (CONT.)

N. Thomas (3 min, 1-2 FT)

HOME COOKING

IUPUI went 9-2 at home last season at home and hasn't lost a non-conference home game since a 73-64 loss to Eastern Kentucky on Dec. 13, 2014.

The Jags are 3-0 at home this season, having won those three games by an average margin of 25.3 points per contest.

YEAR THREE

Year three looks to be a big year for Head Coach **Jason Gardner** and the IUPUI men's program. Gardner's team finished fourth in The Summit League a year ago and returns a core that includes the top two scorers from a year ago in **Darell Combs** (16.3 ppg) and **Matt O'Leary** (10.3 ppg, 6.0 rpg).

Combs was voted Second Team All-Summit League a year ago and was a preseason First Team All-Summit League selection this year. Meanwhile O'Leary, who owns a 3.79 and is majoring in Management, was an Academic All-District 5 selection.

In addition, Gardner's squad welcomes a pair of impact transfers in Kent State-graduate **Kellon Thomas** and Syracuse-transfer **Ron "Buss" Patterson**. Thomas started every game for the Flashes a year ago and led KSU in assists and threes made, while Patterson is a former top-150 recruit before originally committing to Indiana.

FAMILIAR FACES

All total, IUPUI entered the season with eight guys with at least one season under their belts.

Junior **Aaron Brennan** entered the year having played in 60 career games and made 33 starts at IUPUI while **Josh James** returned to the program after a season away from basketball. The 6-foot-9 James appeared in 52 games and made 13 starts from 2013-15 before taking last year off.

Six others - Combs, O'Leary, **Evan Hall**, **T.J. Henderson**, **D.J. McCall** and **Grant Sinn** - have one year of IUPUI experience.

O'Leary started all 32 games last season while Combs started 29 times. Hall made 11 starts and McCall made 15 starts as a true freshman in 2015-16 before redshirting last season.

HOMEcomings

IUPUI was an easy choice for a pair of transfers, expected to play major roles this season. Both **Ron "Buss" Patterson** and **Kellon Thomas** are Indianapolis-natives and wanted to return to the Circle City to complete their college careers.

In addition, the duo played AAU basketball together alongside **Matt O'Leary** for Indiana Elite.

Another reason Patterson chose IUPUI was to honor his Broad Ripple High School teammate, the late **Steven Jamison**, who died of cancer in July 2010 who was committed to play at IUPUI and wore No. 25 (hence why Patterson wears 25). Patterson has a large 'Steven' tattoo across his chest, honoring his deceased friend.

Patterson chose IUPUI over a group that included Kent State, Ball State, Georgia State, Illinois State, Houston and Eastern Michigan. Thomas picked IUPUI over a group that included Purdue, Minnesota, Northwestern, Seton Hall, Ball State, Duquesne, Georgia State, UIC and Jacksonville.

PRESEASON PICKS

IUPUI was picked fourth or fifth by nearly every major publication this season and was voted fifth in The Summit League's preseason polls. Here's a breakdown of where IUPUI sat in the preseason publications:

Athlon Sports: 5th
Blue Ribbon: 5th
NBC Sports: 4th
USA Today: 4th
Lindy's: 5th
The Sporting News: 5th

SCOURING THE HOOSIER STATE

The bulk of IUPUI's roster is made up of Indiana-natives as 13 of the 17 listed are from the Hoosier State. The only out-of-state players on the Jaguars' roster are Combs and true freshman **Elyjah Goss** (both from Illinois), sophomore **Evan Hall** (Kentucky) and true freshman **Giovanni Fraser** (Florida).

Of the 13 from the Hoosier State, five are from Indianapolis and Brennan is from a northern suburb of the city.

Of the current 17 players, Gardner has brought 14 to IUPUI. Only **Aaron Brennan**, **D.J. McCall** and **Josh James** were recruited by the previous staff.

HOW'D THEY GET HERE?

Everyone's path to Division I basketball is different. The Jags have a number of individuals that have taken different treks to IUPUI. Here's a quick rundown of 'how'd they

UNIVERSITY QUICK FACTS

Location	Indianapolis, Ind.
Founded	1969
Nickname	Jaguars
Colors	Red, gold & black
Enrollment	30,690
Affiliation	NCAA Division I
Conference	The Summit League
Home Facility (Cap.)	Indiana Farmers Coliseum (6,800)
Chancellor	Dr. Nasser Paydar
Athletics Director	Dr. Roderick Perry
Website	www.IUPUIJags.com
Twitter	@IUPUIJaguars
Athletics Phone	(317) 278-5247
Mailing Address	1000 Waterway Blvd. Indianapolis, IN 46202

BASKETBALL HISTORY

First Yr. of basketball	1972
Seasons of basketball	45th
Seasons of Division I basketball	19th
Division I (1998-pres.) Record	246-263 (.483)
NCAA Appearances	1
Last NCAA Appearance	2003
Last Postseason Appearance	2010 (CBI - Second Round)

get here?'

Graduate Transfers (1): Kellon Thomas (Kent St.)
Transfers (5): Combs (Eastern Mich.), O'Leary (Loyola), Patterson (Syracuse), Rogers (Toledo, will sit out 2016-17), Sinn (North Park)
True Freshmen (7): Borgman, Brennan, Fraser, Goss, Hall, Henderson, McCall
Prep School (4): Hudson, James, Jones, N. Thomas

TRUE NEWBIES

IUPUI's collection of freshmen this season consists of signees **Anthony Jones**, **Elyjah Goss** and **Giovanni Fraser** and non-scholarship additions **Evan Borgman** and **Chad Hudson**.

Jones, a 6-foot-5 swingman, attended FCI Prep in Sebring, Fla., last season where he averaged better than 20 points, five boards and four assists per game.

Goss, a bouncy 6-foot-7 forward, earned honorable mention All-State honors in Illinois a year ago and finished as Plainfield (Ill.) East's career leader in rebounds.

Fraser, a 6-foot-8 post player, averaged 15 points, 11 rebounds and two blocked shots per game as a senior, earning Third Team All-Broward County honors for 4A-2A schools.

Borgman, a skilled 6-foot-9 forward, averaged better than 18 points, eight rebounds and three blocked shots per game at Jac-Cen-Del High School.

Hudson, a 5-foot-11 guard, posted 11 points, four assists and 1.5 steals per game at Don Bosco Prep after a four-year career at Jeffersonville High School.

SEEING RED

True freshmen **Evan Borgman**, **Elyjah Goss** and **Anthony Jones** are expected to redshirt the season, leaving Gardner with 13 players at his disposal when the team is fully healthy.

MEDIA DEALS

Virtually every IUPUI game will be heard on 97.5 FM Fox Sports Radio and 1260 WNDE in Central Indiana this year. Morgan Adcock (pxp) returns to the mic as the Voice of the Jaguars again this season.

In addition, every IUPUI home game will be broadcast on ESPN3 as Greg Rakestraw (pxp) and Hall of Famer Bob Lovell (analyst) will be the primary tandem on the call.

SMART CATS

Led by O'Leary's 3.79 mark, five returners boast a GPA of 3.0 or better heading into the fall semester. Below is a rundown of those individuals:

O'Leary - 3.79 (Management)
Brennan - 3.39
(Organizational Leadership & Supervision)
McCall - 3.28 (Informatics)
Sinn - 3.18 (Sports Management)
N. Thomas - 3.11
(Organizational Leadership & Supervision)

PLAYING PERCENTAGES

Below are the percentages returning of IUPUI's major

statistical categories in 2016-17.

POINTS: 56.8% returns (1238/2181)
REBOUNDS: 51.4% returns (521/1014)
ASSISTS: 61.7% returns (219/355)
MINUTES: 51.6% returns (3,325/6,450)
3's MADE: 60.1% returns (110/183)
BLOCKS: 38.3% returns (31/81)
STEALS: 54.0% returns (115/213)

THE DEPARTED

IUPUI's two-man senior class of **Marcellus Barksdale** and **Mason Archie** are both considered key losses, particularly at the defensive end.

The 6-foot-5 Barksdale finished his career ranked second all-time in games played (134) and made 95 starts in an IUPUI uniform. He was a two-time honorable mention All-Summit League selection, averaging 8.5 points and 5.1 rebounds per game his final season. He also finished his IUPUI career ranked among the program's top-10 all-time in rebounds, steals and blocked shots.

Archie, a two-year letterwinner, started 44 times in 62 appearances in an IUPUI uniform. He averaged 6.2 points per game and hit 51 treys and was considered the Jags' top perimeter defender last season.

Both inked professional deals this past summer with Barksdale signing to play with TG s.Oliver Wuerzburg in Germany's Pro B League and Archie signing with Barret-eros de Zacatecas in the top league in Mexico (LNBP).

7,054 POINTS

Few coaching staffs can match the production of the IUPUI coaching quartet during their respective playing days. All total, IUPUI's four coaches combined to score 7,054 points in their four-year careers, led by Gardner's 1,984 points at Arizona. Gardner later had his No. 22 jersey retired at Arizona.

Scott Gillespie scored 1,871 points in his four years at Ripon (Wisc.) College while Associate Head Coach Matt Crenshaw tallied 938 points in four seasons with the Jaguars.

The newest addition to the IUPUI coaching staff, former Purdue standout Roy Hairston, scored 574 points in two years with the Boilermakers from 1995-97. He scored 1,687 points in two seasons at Hutchinson (Kan.) Community College, finishing as the program's all-time leading scorer and earning a spot in the NJCAA Hall of Fame.

ANOTHER NEW FACE

IUPUI added another new face to the bench in the offseason as longtime Cathedral High School head coach Andy Fagan joined the Jaguars' staff as a Senior Advisor.

Fagan hired Gardner as an assistant at Cathedral prior to his taking a job on the Loyola staff. Fagan coached the Irish to a state runner-up finish in 2013 and city championships in 2012 and 2013.

He coached a number of Division I players, including Collin Hartman (Indiana), Matt Gregory (Notre Dame) and Mo Evans (Fort Wayne).

2016-17 MISCELLANEOUS STATISTICS

IUPUI'S RECORD WHEN...

	'16-17	2017	Under
	Overall	Summit	Gardner
Home:	3-0	0-0	16-10
Away:	2-8	0-0	12-35
Neutral:	0-0	0-0	0-3
Overtime:	0-0	0-0	2-6
Lead @ Halftime:	4-2	0-0	22-7
Trail @ Halftime:	1-6	0-0	5-38
Tied @ Halftime:	0-0	0-0	1-3
Leading w/ 5:00 left:	5-0	0-0	22-3
Trailing w/ 5:00 left:	0-8	0-0	3-43
Tied w/ 5:00 left:	0-0	0-0	3-2
Shooting 50% or better:	2-0	0-0	13-1
Shooting 40-50%:	3-5	0-0	14-21
Shooting less than 40%:	0-3	0-0	1-26
Shooting better % than opp.	5-2	0-0	26-7
Shooting worse % than opp.	0-6	0-0	2-41
Scoring less than 60:	0-1	0-0	3-22
Score 60-69 pts:	0-4	0-0	4-16
Score 70-79 pts:	2-2	0-0	12-7
Score 80-89 pts:	1-1	0-0	7-3
Score 90+ pts:	2-0	0-0	2-0
Opp. scores less than 60:	1-0	0-0	6-5
Opp. scores 60-69 pts:	2-1	0-0	13-12
Opp. scores 70-79 pts:	1-3	0-0	5-17
Opp. scores 80-89 pts:	1-2	0-0	4-10
Opp. scores 90+ pts:	0-2	0-0	0-4
Commit less TO than opp.	3-4	0-0	12-17
Commit more TO than opp.	2-3	0-0	16-28
Commit same TO as opp.	0-1	0-0	0-3
Outrebound opponent:	3-1	0-0	17-14
Outrebounded:	1-6	0-0	10-32
Rebounding is equal:	1-1	0-0	1-2
Bench outscores opp.:	5-3	0-0	25-28
Bench is outscored:	0-5	0-0	3-19
Bench scoring is equal:	0-0	0-0	0-1
Hit more FT than opp.:	3-1	0-0	19-7
Hit less FT than opp.:	2-7	0-0	8-39
Hit same FT as opp.:	0-0	0-0	1-2
Hit more 3's than opp.:	4-3	0-0	11-15
Hit less 3's than opp.:	1-4	0-0	14-27
Hit same 3's as opp.:	0-1	0-0	3-6
Decided by 5 pts or less:	0-2	0-0	14-12
Decided by 6-10 points:	0-2	0-0	3-14
Decided by 10+ points:	5-4	0-0	11-22
In home whites:	3-0	0-0	17-10
In road blacks:	1-2	0-0	1-12
In road reds:	1-6	0-0	10-26
7 in double-digits:	1-0	0-0	1-0
6 in double-digits:	0-0	0-0	1-0
5 in double-digits:	2-0	0-0	3-1
4 in double-digits:	1-1	0-0	6-5
3 in double-digits:	1-5	0-0	8-12
2 in double-digits:	0-2	0-0	7-25
1 in double-digits:	0-0	0-0	2-3
0 in double-digits:	0-0	0-0	0-2
On Mondays:	1-0	0-0	1-6
On Tuesdays:	0-3	0-0	0-9
On Wednesdays:	0-1	0-0	2-5
On Thursdays:	0-0	0-0	2-8
On Fridays:	1-1	0-0	4-4
On Saturdays:	3-2	0-0	16-12
On Sundays:	0-1	0-0	3-4
In November:	2-5	0-0	6-14
In December:	3-3	0-0	7-15
In January:	0-0	0-0	11-6
In February:	0-0	0-0	4-11
In March:	0-0	0-0	0-2

TIMES LED

Player	TIMES LED					GAMES WITH								TOTAL	
	Pts.	Reb.	Ast.	Stl.	Blk.	10+ Pts.	20+ Pts.	10+ Reb.	3+ Ast.	3+ Blk.	3+ Stl.	3+ 3's		Dunks	Dbl-Dbls
0-Combs	5/23	0/1	4/18	3/13	1/1	11/37	4/13	0/0	8/20	0/0	0/5	3/13		0/1	0/0
1-Henderson	0/2	1/1	1/7	3/13	1/2	5/10	0/0	0/0	3/7	0/0	1/3	2/3		0/0	0/0
2-Jones	0/0	0/0	0/0	0/0	0/0	0/0	0/0	0/0	0/0	0/0	0/0	0/0		0/0	0/0
5-K.Thomas	0/0	0/0	4/4	4/4	0/0	4/4	0/0	0/0	7/7	0/0	0/0	0/0		0/0	0/0
11-James	0/0	0/1	0/0	0/3	0/8	0/1	0/0	0/1	0/0	0/0	0/1	0/0		2/2	0/0
12-Hudson	0/0	0/0	0/0	0/0	0/0	0/0	0/0	0/0	0/0	0/0	0/0	0/0		0/0	0/0
15-O'Leary	5/8	6/19	4/12	5/14	3/10	12/30	4/5	1/3	7/19	0/0	1/4	3/4		0/2	1/2
20-Sinn	0/0	0/0	0/0	0/0	0/0	0/0	0/0	0/0	0/0	0/0	0/0	0/0		0/0	0/0
22-McCall	1/3	3/6	0/3	3/9	2/3	2/6	0/0	1/1	1/5	0/0	0/1	0/0		6/11	0/0
24-Hall	0/0	6/8	0/1	1/4	7/11	5/9	0/0	2/2	1/3	1/1	0/0	0/0		3/4	1/1
25-Patterson	3/3	0/0	2/2	5/5	1/1	7/7	0/0	0/0	3/3	0/0	2/2	6/6		6/6	0/0
32-Goss	0/0	0/0	0/0	0/0	0/0	0/0	0/0	0/0	0/0	0/0	0/0	0/0		0/0	0/0
33-Fraser	0/0	1/1	0/0	0/0	1/1	0/0	0/0	0/0	0/0	0/0	0/0	0/0		0/0	0/0
35-N.Thomas	0/0	0/0	0/0	0/0	0/0	0/0	0/0	0/0	0/0	0/0	0/0	0/0		0/0	0/0
40-Borgman	0/0	0/0	0/0	0/0	0/0	0/0	0/0	0/0	0/0	0/0	0/0	0/0		0/0	0/0
45-Brennan	0/2	0/1	0/5	2/7	3/4	2/11	0/0	0/0	2/4	1/1	0/3	0/0		1/4	0/0

totals listed by season/career

SPECIALTY STATS (IUPUI/OPP)

PP = Points in the Paint; POT = Points off Turnover; 2nd = 2nd Chance Points; BP = Bench Points

Opponent	Result	Largest Largest Lead							
		PP	POT	2nd	BP	Lead	Deficit	Changes	Ties
# St. Joseph's College	W, 87-74	40/14	18/26	12/6	35/20	25	1	1	1
at Eastern Kentucky	L, 87-97	30/20	10/17	8/19	29/19	1	24	2	0
at Michigan	L, 65-77	28/30	8/8	2/19	15/17	7	19	6	3
Howard	W, 77-55	20/22	19/1	12/11	28/20	30	-	0	0
E. Michigan	W, 83-71	32/38	13/14	16/10	20/15	22	5	5	4
at Marquette	L, 79-104	38/52	13/18	13/19	31/61	5	32	3	4
at SIUE	L, 58-61	32/26	12/12	8/6	13/18	3	6	13	5
at Illinois State	L, 63-77	22/40	14/15	5/18	5/9	3	18	6	3
at Ball State	W, 73-62	30/26	17/12	13/15	12/7	11	11	2	2
at Illinois	L, 77-85	28/24	18/16	8/8	15/14	5	10	10	7
at Miami (Ohio)	L, 68-71	28/36	21/20	18/10	25/18	-	21	0	1
Urbana	W, 109-67	34/14	14/14	14/6	44/29	46	-	0	1
at Southern Utah	W, 101-81	44/20	25/17	6/9	41/30	35	5	1	0
at Northwestern	L, 65-87	24/36	8/9	17/17	27/46	-	25	0	1
Marian									
*Western Illinois									
*at North Dakota State									
*at South Dakota									
*Omaha									
*at Oral Roberts									
*South Dakota State									
*Denver									
*at Fort Wayne									
*at Western Illinois									
*North Dakota State									
*at Omaha									
*Oral Roberts									
*at South Dakota State									
*at Denver									
*Fort Wayne									
*South Dakota									
Summit Quarters									
Summit Semis									
Summit Finals									
Season Highs		44/52	25/20	18/19	44/61	46	32	13	7
Season Lows		20/14	8/1	2/6	5/7	-	-	-	-
Totals		390/384	192/173	140/167	305/303	-	-	48	31
Averages		30.0/29.5	14.8/13.3	10.8/12.8	23.5/23.3			3.7	2.4

WIN/LOSS MARGINS

Margin	W	L
1		
2		
3		2
4		
5		
6		
7		
8		1
9		
10		1
11-15	2	2
16-20		
21-30	2	2
30+	1	

2016-2017 IUPUI STATISTICS

IUPUI Basketball IUPUI Combined Team Statistics (as of Dec 20, 2016) All games



RECORD:	OVERALL	HOME	AWAY	NEUTRAL
ALL GAMES	5-8	3-0	2-8	0-0
CONFERENCE	0-0	0-0	0-0	0-0
NON-CONFERENCE	5-8	3-0	2-8	0-0

#	Player	gp-gs	min	avg	Total		3-Point		F-Throw		Rebounds				pf	dq	a	to	blk	stl	pts	avg
					fg-fga	fg%	3fg-fga	3fg%	ft-fa	ft%	off	def	tot	avg								
00	COMBS, Darell	13-13	405	31.2	74-180	.411	27-79	.342	42-54	.778	7	15	22	1.7	37	1	41	30	1	10	217	16.7
15	O'LEARY, Matt	13-13	376	28.9	71-127	.559	23-52	.442	26-34	.765	13	72	85	6.5	27	0	36	18	6	12	191	14.7
25	PATTERSON, Ron	13-10	318	24.5	45-106	.425	28-73	.384	4-8	.500	4	26	30	2.3	28	1	25	19	4	16	122	9.4
45	BRENNAN, Aaron	13-0	219	16.8	37-67	.552	6-15	.400	16-19	.842	10	29	39	3.0	34	1	12	13	4	5	96	7.4
05	THOMAS, Kellon	13-13	370	28.5	30-102	.294	11-37	.297	23-24	.958	6	27	33	2.5	30	0	41	23	0	11	94	7.2
24	HALL, Evan	13-13	249	19.2	34-61	.557	0-0	.000	24-54	.444	31	41	72	5.5	31	0	10	16	12	4	92	7.1
22	McCALL, D.J.	13-3	243	18.7	24-48	.500	1-5	.200	25-42	.595	25	37	62	4.8	25	0	12	20	3	8	74	5.7
01	HENDERSON, T.J.	13-0	224	17.2	23-51	.451	14-33	.424	11-15	.733	5	18	23	1.8	22	1	24	11	1	14	71	5.5
11	JAMES, Josh	13-0	97	7.5	8-19	.421	0-0	.000	10-13	.769	9	16	25	1.9	24	0	1	6	0	1	26	2.0
35	THOMAS, Noah	4-0	13	3.3	1-4	.250	0-1	.000	3-4	.750	1	3	4	1.0	5	0	0	5	0	0	5	1.3
33	FRASER, Giovanni	10-0	65	6.5	4-10	.400	0-0	.000	3-10	.300	3	9	12	1.2	15	0	0	3	2	0	11	1.1
20	SINN, Grant	3-0	8	2.7	1-5	.200	1-5	.200	0-0	.000	1	0	1	0.3	2	0	0	0	0	0	3	1.0
12	HUDSON, Chad	4-0	13	3.3	1-3	.333	1-2	.500	0-2	.000	0	3	3	0.8	2	0	2	3	0	1	3	0.8
Team											32	21	53					3				
Total.....		13	2600		353-783	.451	112-302	.371	187-279	.670	147	317	464	35.7	282	4	204	170	33	82	1005	77.3
Opponents.....		13	2601		331-754	.439	88-262	.336	245-323	.759	143	332	475	36.5	268	-	173	174	53	67	995	76.5

TEAM STATISTICS	IUPUI	OPP
SCORING	1005	995
Points per game	77.3	76.5
Scoring margin	+0.8	-
FIELD GOALS-ATT	353-783	331-754
Field goal pct	.451	.439
3 POINT FG-ATT	112-302	88-262
3-point FG pct	.371	.336
3-pt FG made per game	8.6	6.8
FREE THROWS-ATT	187-279	245-323
Free throw pct	.670	.759
F-Throws made per game	14.4	18.8
REBOUNDS	464	475
Rebounds per game	35.7	36.5
Rebounding margin	-0.8	-
ASSISTS	204	173
Assists per game	15.7	13.3
TURNOVERS	170	174
Turnovers per game	13.1	13.4
Turnover margin	+0.3	-
Assist/turnover ratio	1.2	1.0
STEALS	82	67
Steals per game	6.3	5.2
BLOCKS	33	53
Blocks per game	2.5	4.1
ATTENDANCE	2615	51671
Home games-Avg/Game	3-872	10-5167
Neutral site-Avg/Game	-	0-0

Date	Opponent		Score	Att.
11/11/16	at Eastern Kentucky	L	87-97	2300
11/13/16	at Michigan	L	65-77	10812
11/18/16	HOWARD	W	77-55	843
11/19/16	EASTERN MICHIGAN	W	83-71	863
11/22/16	at Marquette	L	79-104	11552
11/26/16	at SIUE	L	58-61	1028
11/30/16	at Illinois State	L	63-77	3717
12/03/16	at Ball State	W	73-62	2994
12/06/16	at Illinois	L	77-85	10536
12/10/16	at Miami	L	68-71	1268
12/12/16	URBANA	W	109-67	909
12/17/16	at Southern Utah	W	101-81	1012
12/20/16	at Northwestern	L	65-87	6452

* = Summit League game

Score by Periods	1st	2nd	Totals
IUPUI	475	530	1005
Opponents	494	501	995

2015-2016 IUPUI STATISTICS - SUMMIT LEAGUE ONLY

IUPUI Basketball IUPUI Combined Team Statistics (as of Feb 27, 2016) Conference games



RECORD:	OVERALL	HOME	AWAY	NEUTRAL
ALL GAMES	9-7	6-2	3-5	0-0
CONFERENCE	9-7	6-2	3-5	0-0
NON-CONFERENCE	0-0	0-0	0-0	0-0

#	Player	gp-gs	min	avg	Total		3-Point		F-Throw		Rebounds				pf	dq	a	to	blk	stl	pts	avg
					fg-fga	fg%	3fg-fga	3fg%	ft-fa	ft%	off	def	tot	avg								
00	Combs, Darell	16-16	505	31.6	91-202	.450	33-71	.465	54-72	.750	5	32	37	2.3	50	2	36	39	1	15	269	16.8
15	O'Leary, Matt	16-16	454	28.4	70-137	.511	13-51	.255	19-37	.514	19	78	97	6.1	42	2	38	30	2	19	172	10.8
22	Barksdale, Marcellus	16-16	507	31.7	57-120	.475	4-13	.308	46-58	.793	22	61	83	5.2	33	0	28	28	20	25	164	10.3
04	Pickett, Jordan	14-0	351	25.1	49-112	.438	9-29	.310	29-35	.829	5	17	22	1.6	21	0	23	17	2	14	136	9.7
33	Osborne, Nick	15-0	296	19.7	54-111	.486	9-22	.409	12-18	.667	26	56	82	5.5	50	2	3	16	4	6	129	8.6
24	Hall, Evan	9-7	164	18.2	23-40	.575	0-0	.000	6-15	.400	16	17	33	3.7	21	1	8	4	4	3	52	5.8
45	Brennan, Aaron	16-9	286	17.9	29-73	.397	0-3	.000	16-20	.800	13	46	59	3.7	36	0	21	15	6	8	74	4.6
02	Archie, Mason	16-16	416	26.0	26-70	.371	5-24	.208	17-22	.773	19	37	56	3.5	37	0	21	22	1	8	74	4.6
01	Henderson, T.J.	16-0	189	11.8	18-45	.400	10-23	.435	11-12	.917	2	15	17	1.1	14	0	9	18	1	13	57	3.6
31	Hubler, John	6-0	30	5.0	3-5	.600	3-5	.600	0-0	.000	0	3	3	0.5	2	0	0	1	0	0	9	1.5
20	Sinn, Grant	3-0	2	0.7	0-2	.000	0-2	.000	0-0	.000	0	0	0	0.0	0	0	0	1	0	0	0	0.0
Team											23	25	48					3				
Total.....		16	3200		420-917	.458	86-243	.354	210-289	.727	150	387	537	33.6	306	7	187	194	41	111	1136	71.0
Opponents.....		16	3200		414-901	.459	92-274	.336	222-313	.709	143	394	537	33.6	268	4	177	199	62	113	1142	71.4

TEAM STATISTICS	IUPUI	OPP	Date	Opponent	Score	Att.
SCORING	1136	1142	* 01/01/16	at South Dakota	w 77-66	1776
Points per game	71.0	71.4	* 01/03/16	at Omaha	L 71-76	1579
Scoring margin	-0.4	-	* 01/07/16	SOUTH DAKOTA STATE	w 74-67	866
FIELD GOALS-ATT	420-917	414-901	* 01/09/16	at Western Illinois	w 67-60	1002
Field goal pct	.458	.459	* 01/14/16	ORAL ROBERTS	L 71-80	1006
3 POINT FG-ATT	86-243	92-274	* 01/16/16	DENVER	w 76-61	1140
3-point FG pct	.354	.336	* 01/23/16	at IPFW	w 84-82	1530
3-pt FG made per game	5.4	5.8	* 01/29/16	WESTERN ILLINOIS	w 69-67	883
FREE THROWS-ATT	210-289	222-313	* 01/31/16	NORTH DAKOTA STATE	w 73-72	1113
Free throw pct	.727	.709	* 02/04/16	at Denver	L 51-53	1135
F-Throws made per game	13.1	13.9	* 02/06/16	at South Dakota State	L 58-80	3792
REBOUNDS	537	537	* 02/11/16	at Oral Roberts	L 56-77	2995
Rebounds per game	33.6	33.6	* 02/17/16	OMAHA	w 88-76	1044
Rebounding margin	+0.0	-	* 02/20/16	at North Dakota State	L 59-63	3812
ASSISTS	187	177	* 02/25/16	SOUTH DAKOTA	L 82-85	946
Assists per game	11.7	11.1	* 02/27/16	IPFW	w 80-77	1675
TURNOVERS	194	199	* = Conference game			
Turnovers per game	12.1	12.4				
Turnover margin	+0.3	-				
Assist/turnover ratio	1.0	0.9				
STEALS	111	113				
Steals per game	6.9	7.1				
BLOCKS	41	62				
Blocks per game	2.6	3.9				
ATTENDANCE	8673	17621				
Home games-Avg/Game	8-1084	8-2203				
Neutral site-Avg/Game	-	0-0				

Score by Periods	1st	2nd	Totals
IUPUI	537	599	1136
Opponents	511	631	1142

STATISTICAL SPLITS

Wins (5-0)

#	Player	gp-gs	min	avg	Total		3-Point		F-Throw		Rebounds				pf	dq	a	to	blk	stl	pts	avg
					fg-fga	fg%	3fg-fga	3fg%	ft-fita	ft%	off	def	tot	avg								
00	COMBS, Darell	5-5	141	28.2	25-56	.446	16-32	.500	19-24	.792	1	4	5	1.0	14	1	18	9	1	4	85	17.0
15	O'LEARY, Matt	5-5	141	28.2	28-38	.737	11-17	.647	4-6	.667	1	30	31	6.2	7	0	16	7	2	9	71	14.2
25	PATTERSON, Ron	5-3	117	23.4	21-43	.488	14-32	.438	1-3	.333	0	17	17	3.4	9	0	13	7	0	4	57	11.4
24	HALL, Evan	5-5	90	18.0	18-23	.783	0-0	.000	19-34	.559	11	14	25	5.0	12	0	9	6	4	1	55	11.0
05	THOMAS, Kellon	5-5	146	29.2	16-37	.432	5-13	.385	10-11	.909	1	10	11	2.2	12	0	22	11	0	6	47	9.4
45	BRENNAN, Aaron	5-0	84	16.8	17-30	.567	2-7	.286	7-8	.875	7	9	16	3.2	11	0	8	5	0	3	43	8.6
01	HENDERSON, T.J.	5-0	93	18.6	11-21	.524	8-16	.500	6-7	.857	2	11	13	2.6	8	0	9	6	0	7	36	7.2
22	McCALL, D.J.	5-2	83	16.6	7-16	.438	0-2	.000	7-13	.538	11	17	28	5.6	8	0	8	8	1	1	21	4.2
11	JAMES, Josh	5-0	45	9.0	5-10	.500	0-0	.000	2-3	.667	4	6	10	2.0	9	0	0	3	0	1	12	2.4
35	THOMAS, Noah	3-0	11	3.7	1-4	.250	0-1	.000	3-4	.750	1	3	4	1.3	5	0	0	5	0	0	5	1.7
33	FRASER, Giovanni	3-0	30	10.0	1-2	.500	0-0	.000	3-8	.375	1	8	9	3.0	7	0	0	0	1	0	5	1.7
12	HUDSON, Chad	3-0	11	3.7	1-2	.500	1-2	.500	0-2	.000	0	2	2	0.7	2	0	2	3	0	1	3	1.0
20	SINN, Grant	3-0	8	2.7	1-5	.200	1-5	.200	0-0	.000	1	0	1	0.3	2	0	0	0	0	0	3	1.0
Team											16	9	25					2				
Total.....		5	1000		152-287	.530	58-127	.457	81-123	.659	57	140	197	39.4	106	1	105	72	9	37	443	88.6
Opponents.....		5	1000		114-296	.385	29-101	.287	79-108	.731	56	105	161	32.2	107	-	51	70	12	28	336	67.2

Losses (0-8)

#	Player	gp-gs	min	avg	Total		3-Point		F-Throw		Rebounds				pf	dq	a	to	blk	stl	pts	avg
					fg-fga	fg%	3fg-fga	3fg%	ft-fita	ft%	off	def	tot	avg								
00	COMBS, Darell	8-8	264	33.0	49-124	.395	11-47	.234	23-30	.767	6	11	17	2.1	23	0	23	21	0	6	132	16.5
15	O'LEARY, Matt	8-8	235	29.4	43-89	.483	12-35	.343	22-28	.786	12	42	54	6.8	20	0	20	11	4	3	120	15.0
25	PATTERSON, Ron	8-7	201	25.1	24-63	.381	14-41	.341	3-5	.600	4	9	13	1.6	19	1	12	12	4	12	65	8.1
45	BRENNAN, Aaron	8-0	135	16.9	20-37	.541	4-8	.500	9-11	.818	3	20	23	2.9	23	1	4	8	4	2	53	6.6
22	McCALL, D.J.	8-1	160	20.0	17-32	.531	1-3	.333	18-29	.621	14	20	34	4.3	17	0	4	12	2	7	53	6.6
05	THOMAS, Kellon	8-8	224	28.0	14-65	.215	6-24	.250	13-13	1.000	5	17	22	2.8	18	0	19	12	0	5	47	5.9
24	HALL, Evan	8-8	159	19.9	16-38	.421	0-0	.000	5-20	.250	20	27	47	5.9	19	0	1	10	8	3	37	4.6
01	HENDERSON, T.J.	8-0	131	16.4	12-30	.400	6-17	.353	5-8	.625	3	7	10	1.3	14	1	15	5	1	7	35	4.4
11	JAMES, Josh	8-0	52	6.5	3-9	.333	0-0	.000	8-10	.800	5	10	15	1.9	15	0	1	3	0	0	14	1.8
33	FRASER, Giovanni	7-0	35	5.0	3-8	.375	0-0	.000	0-2	.000	2	1	3	0.4	8	0	0	3	1	0	6	0.9
12	HUDSON, Chad	1-0	2	2.0	0-1	.000	0-0	.000	0-0	.000	0	1	1	1.0	0	0	0	0	0	0	0	0.0
35	THOMAS, Noah	1-0	2	2.0	0-0	.000	0-0	.000	0-0	.000	0	0	0	0.0	0	0	0	0	0	0	0	0.0
Team											16	12	28					1				
Total.....		8	1600		201-496	.405	54-175	.309	106-156	.679	90	177	267	33.4	176	3	99	98	24	45	562	70.2
Opponents.....		8	1601		217-458	.474	59-161	.366	166-215	.772	87	227	314	39.2	161	-	122	104	41	39	659	82.4

Home (3-0)

#	Player	gp-gs	min	avg	Total		3-Point		F-Throw		Rebounds				pf	dq	a	to	blk	stl	pts	avg
					fg-fga	fg%	3fg-fga	3fg%	ft-fita	ft%	off	def	tot	avg								
00	COMBS, Darell	3-3	82	27.3	14-30	.467	10-18	.556	10-15	.667	1	1	2	0.7	11	1	11	5	0	1	48	16.0
25	PATTERSON, Ron	3-2	75	25.0	15-29	.517	11-23	.478	1-3	.333	0	13	13	4.3	5	0	6	5	0	2	42	14.0
05	THOMAS, Kellon	3-3	84	28.0	11-25	.440	4-10	.400	6-7	.857	0	4	4	1.3	5	0	14	8	0	4	32	10.7
15	O'LEARY, Matt	3-3	78	26.0	11-17	.647	5-9	.556	4-6	.667	1	27	28	9.3	5	0	11	3	0	4	31	10.3
24	HALL, Evan	3-3	50	16.7	8-10	.800	0-0	.000	14-21	.667	6	10	16	5.3	7	0	8	4	3	0	30	10.0
45	BRENNAN, Aaron	3-0	55	18.3	12-18	.667	1-3	.333	5-6	.833	7	4	11	3.7	6	0	6	4	0	3	30	10.0
01	HENDERSON, T.J.	3-0	57	19.0	8-14	.571	6-11	.545	3-3	1.000	1	8	9	3.0	4	0	5	4	0	3	25	8.3
22	McCALL, D.J.	3-1	50	16.7	4-9	.444	0-0	.000	3-6	.500	3	8	11	3.7	4	0	5	5	1	0	11	3.7
11	JAMES, Josh	3-0	26	8.7	3-7	.429	0-0	.000	2-3	.667	2	4	6	2.0	7	0	0	2	0	1	8	2.7
12	HUDSON, Chad	2-0	7	3.5	1-2	.500	1-2	.500	0-2	.000	0	2	2	1.0	1	0	1	3	0	1	3	1.5
33	FRASER, Giovanni	2-0	23	11.5	1-2	.500	0-0	.000	1-2	.500	1	4	5	2.5	6	0	0	0	0	0	3	1.5
35	THOMAS, Noah	2-0	8	4.0	0-2	.000	0-0	.000	3-4	.750	1	2	3	1.5	3	0	0	3	0	0	3	1.5
20	SINN, Grant	2-0	5	2.5	1-3	.333	1-3	.333	0-0	.000	1	0	1	0.5	1	0	0	0	0	0	3	1.5
Team											7	7	14					1				
Total.....		3	600		89-168	.530	39-79	.494	52-78	.667	31	94	125	41.7	65	1	67	47	4	19	269	89.7
Opponents.....		3	600		64-182	.352	13-55	.236	52-67	.776	33	64	97	32.3	66	-	22	38	8	24	193	64.3

Road (2-8)

Road (2-8)					Total		3-Point		F-Throw		Rebounds													
##	Player	gp-gs	min	avg	fg-fga	fg%	3fg-fga	3fg%	ft-fita	ft%	off	def	tot	avg	pf	dq	a	to	blk	stl	pts	avg		
00	COMBS, Darell	10-10	323	32.3	60-150	.400	17-61	.279	32-39	.821	6	14	20	2.0	26	0	30	25	1	9	169	16.9		
15	O'LEARY, Matt	10-10	298	29.8	60-110	.545	18-43	.419	22-28	.786	12	45	57	5.7	22	0	25	15	6	8	160	16.0		
25	PATTERSON, Ron	10-8	243	24.3	30-77	.390	17-50	.340	3-5	.600	4	13	17	1.7	23	1	19	14	4	14	80	8.0		
45	BRENNAN, Aaron	10-0	164	16.4	25-49	.510	5-12	.417	11-13	.846	3	25	28	2.8	28	1	6	9	4	2	66	6.6		
22	McCALL, D.J.	10-2	193	19.3	20-39	.513	1-5	.200	22-36	.611	22	29	51	5.1	21	0	7	15	2	8	63	6.3		
24	HALL, Evan	10-10	199	19.9	26-51	.510	0-0	.000	10-33	.303	25	31	56	5.6	24	0	2	12	9	4	62	6.2		
05	THOMAS, Kellon	10-10	286	28.6	19-77	.247	7-27	.259	17-17	1.000	6	23	29	2.9	25	0	27	15	0	7	62	6.2		
01	HENDERSON, T.J.	10-0	167	16.7	15-37	.405	8-22	.364	8-12	.667	4	10	14	1.4	18	1	19	7	1	11	46	4.6		
11	JAMES, Josh	10-0	71	7.1	5-12	.417	0-0	.000	8-10	.800	7	12	19	1.9	17	0	1	4	0	0	18	1.8		
35	THOMAS, Noah	2-0	5	2.5	1-2	.500	0-1	.000	0-0	.000	0	1	1	0.5	2	0	0	2	0	0	2	1.0		
33	FRASER, Giovanni	8-0	42	5.3	3-8	.375	0-0	.000	2-8	.250	2	5	7	0.9	9	0	0	3	2	0	8	1.0		
20	SINN, Grant	1-0	3	3.0	0-2	.000	0-2	.000	0-0	.000	0	0	0	0.0	1	0	0	0	0	0	0	0.0		
12	HUDSON, Chad	2-0	6	3.0	0-1	.000	0-0	.000	0-0	.000	0	1	1	0.5	1	0	1	0	0	0	0	0.0		
Team											25	14	39					2						
Total.....		10	2000		264-615	.429	73-223	.327	135-201	.672	116	223	339	33.9	217	3	137	123	29	63	736	73.6		
Opponents.....		10	2001		267-572	.467	75-207	.362	193-256	.754	110	268	378	37.8	202	-	151	136	45	43	802	80.2		

2016-2017 POINTS-REBOUNDS-ASSISTS

Opponent	Date	Score	0	1	5	11	12	15	20
			COMBS,DARE	HENDERSON,	THOMAS,KEL	JAMES,JOSH	HUDSON,CHA	O'LEARY,MA	SINN,GRANT
at Eastern Kentucky	11/11/16	87-97	L 28-0-4	10-3-1	11-4-2	3-4-0	DNP	7-6-2	DNP
at Michigan	11/13/16	65-77	L 22-2-2	2-1-2	10-4-3	0-3-0	DNP	13-3-1	DNP
HOWARD	11/18/16	77-55	w 11-0-2	14-2-1	7-0-3	4-1-0	0-1-0	10-10-4	0-0-0
EASTERN MICHIGAN	11/19/16	83-71	w 9-0-7	0-1-1	14-1-6	2-3-0	DNP	11-9-4	DNP
at Marquette	11/22/16	79-104	L 15-0-4	6-2-2	2-3-2	2-1-0	0-1-0	12-9-5	DNP
at SIUE	11/26/16	58-61	L 16-4-2	2-2-6	0-2-2	2-2-0	DNP	22-8-2	DNP
at Illinois State	11/30/16	63-77	L 13-3-3	0-0-0	9-2-2	0-0-0	DNP	17-7-3	DNP
at Ball State	12/03/16	73-62	w 21-1-4	0-0-1	6-4-5	0-2-0	DNP	20-3-3	DNP
at Illinois	12/06/16	77-85	L 18-3-4	0-0-1	6-3-1	2-2-0	DNP	25-6-1	DNP
at Miami	12/10/16	68-71	L 13-2-3	5-1-1	6-2-4	0-2-1	DNP	11-8-2	DNP
URBANA	12/12/16	109-67	w 28-2-2	11-6-3	11-3-5	2-2-0	3-1-1	10-9-3	3-1-0
at Southern Utah	12/17/16	101-81	w 16-2-3	11-4-3	9-3-3	4-2-0	0-0-1	20-0-2	0-0-0
at Northwestern	12/20/16	65-87	L 7-3-1	10-1-2	3-2-3	5-1-0	DNP	13-7-4	DNP

Opponent	Date	Score	22	24	25	33	35	45
			MCCALL,DJ	HALL,EVAN	PATTERSON,	FRASER,GIO	THOMAS,NOA	BRENNAN,AA
at Eastern Kentucky	11/11/16	87-97	L 5-3-1	1-10-0	11-0-1	2-0-0	DNP	9-4-3
at Michigan	11/13/16	65-77	L 6-7-1	3-5-0	2-1-1	0-0-0	DNP	7-2-0
HOWARD	11/18/16	77-55	w 2-4-3	6-2-2	15-2-2	3-2-0	1-0-0	4-1-2
EASTERN MICHIGAN	11/19/16	83-71	w 5-3-0	12-11-2	17-5-1	DNP	DNP	13-5-0
at Marquette	11/22/16	79-104	L 10-6-1	4-1-0	15-1-2	4-2-0	0-0-0	9-3-0
at SIUE	11/26/16	58-61	L 1-2-0	4-1-0	3-3-2	DNP	DNP	8-5-0
at Illinois State	11/30/16	63-77	L 0-3-0	4-7-0	15-2-3	0-1-0	DNP	5-4-0
at Ball State	12/03/16	73-62	w 6-13-2	14-6-0	0-1-1	DNP	DNP	6-2-0
at Illinois	12/06/16	77-85	L 8-1-1	10-6-0	3-2-2	0-0-0	DNP	5-2-0
at Miami	12/10/16	68-71	L 14-7-0	5-9-1	8-2-0	0-0-0	DNP	6-2-1
URBANA	12/12/16	109-67	w 4-4-2	12-3-4	10-6-3	0-3-0	2-3-0	13-5-4
at Southern Utah	12/17/16	101-81	w 4-4-1	11-3-1	15-3-6	2-4-0	2-1-0	7-3-2
at Northwestern	12/20/16	65-87	L 9-5-0	6-8-0	8-2-1	0-0-0	DNP	4-1-0

2016-2017 COMPARISON STATISTICS

Opponent	1st	2nd	Score	Mar	Total FG	FG Pct	3-Pointers	3FG Pct	Free Throws	FT Pct	Rebounds	Assist	T/Over	Block	Steal	Fouls	
Eastern Kentucky	28/42	59/55	87-97	(10)	29-66/21-52	.439/.404	9-25/10-25	.360/.400	20-27/45-56	.741/.804	37/37	-	14/11	14/13	5/3	3/3	37/28
Michigan	32/43	33/34	65-77	(12)	23-57/27-60	.404/.450	5-14/7-21	.357/.333	14-19/16-18	.737/.889	31/40	(9)	10/10	8/9	2/7	3/4	17/15
HOWARD	39/23	38/32	77-55	+22	25-53/16-45	.472/.356	12-30/0-9	.400/.000	15-30/23-34	.500/.676	33/40	(7)	19/4	7/14	0/4	7/1	29/25
EASTERN MICHIGAN	36/22	47/49	83-71	+12	27-57/25-68	.474/.368	10-20/3-17	.500/.176	19-26/18-22	.731/.818	42/37	+5	21/8	19/14	1/4	9/12	20/22
Marquette	37/57	42/47	79-104	(25)	28-68/36-63	.412/.571	6-20/9-23	.300/.391	17-25/23-26	.680/.885	30/39	(9)	16/22	14/13	0/4	7/9	20/24
SIUE	35/34	23/27	58-61	(3)	24-63/18-51	.381/.353	4-16/3-12	.250/.250	6-11/22-31	.545/.710	35/46	(11)	14/7	10/15	2/1	6/2	26/19
Illinois State	29/44	34/33	63-77	(14)	21-54/30-60	.389/.500	6-19/6-18	.316/.333	15-20/11-21	.750/.524	31/42	(11)	11/18	14/13	5/9	6/7	17/20
Ball State	29/36	44/26	73-62	+11	25-56/25-62	.446/.403	6-20/9-29	.300/.310	17-25/3-10	.680/.300	38/38	-	16/16	11/14	2/3	8/1	16/21
Illinois	42/41	35/44	77-85	(8)	27-60/27-49	.450/.551	8-26/7-16	.308/.438	15-18/24-30	.833/.800	28/29	(1)	10/14	14/15	2/2	7/7	20/15
Miami	28/42	40/29	68-71	(3)	25-61/27-59	.410/.458	10-33/8-20	.303/.400	8-15/9-15	.533/.600	38/34	+4	13/17	17/17	6/3	9/4	21/20
URBANA	58/35	51/32	109-67	+42	37-58/23-69	.638/.333	17-29/10-29	.586/.345	18-22/11-11	.818/1000	50/20	+30	27/10	21/10	3/0	3/11	16/19
Southern Utah	51/29	50/52	101-81	+20	38-63/25-52	.603/.481	13-28/7-17	.464/.412	12-20/24-31	.600/.774	34/26	+8	22/13	14/18	3/1	10/3	25/20
Northwestern	31/46	34/41	65-87	(22)	24-67/31-64	.358/.484	6-22/9-26	.273/.346	11-21/16-18	.524/.889	37/47	(10)	11/23	7/9	2/12	4/3	18/20

Note: Game totals are displayed in the format TEAM/OPPONENT for each category

2016-2017 TEAM SUPERLATIVES

IUPUI High	IUPUI Low	Statistical Category	Opponent High	Opponent Low
109 vs. Urbana (12/12)	58 at SIUE (11/26)	Points	104 at Marquette (11/22)	55 vs. Howard (11/18)
58 vs. Urbana (12/12)	28 - twice	First Half Points	57 at Marquette (11/22)	22 vs. E. Michigan (11/19)
59 at E. Kentucky (11/11)	33 at Michigan (11/13)	Second Half Points	55 at E. Kentucky (11/11)	26 at Ball State (12/3)
38 at S. Utah (12/17)	21 at Illinois St. (11/26)	Field Goals	36 at Marquette (11/22)	16 vs. Howard (11/18)
68 at Marquette (11/22)	53 vs. Howard (11/18)	Field Goal Attempts	69 vs. Urbana (12/12)	45 vs. Howard (11/18)
.638 vs. Urbana (12/12)	.358 at Northwestern (12/20)	FG Percentage	.571 at Marquette (11/22)	.333 vs. Urbana (12/12)
17 vs. Urbana (12/12)	4 at SIUE (11/26)	3-Point Field Goals	10 - twice	0 vs. Howard (11/18)
33 at Miami (12/10)	14 at Michigan (11/13)	3-Point Field Goal Att.	29 - twice	9 vs. Howard (11/18)
.586 vs. Urbana (12/12)	.250 at SIUE (11/26)	3-Point FG Percentage	.438 at Illinois (12/6)	.000 vs. Howard (11/18)
20 at E. Kentucky (11/11)	6 - twice	Free Throws	45 at E. Kentucky (11/11)	3 at Ball State (12/3)
30 vs. Howard (11/18)	11 at SIUE (11/26)	Free Throw Attempts	56 at E. Kentucky (11/11)	10 at Ball State (12/3)
.833 at Illinois (12/6)	.500 vs. Howard (11/18)	Free Throw Percentage	1.000 vs. Urbana (12/12)	.300 at Ball State (12/3)
16 at Northwestern (12/20)	7 - twice	Offensive Rebounds	17 vs. E. Michigan (11/19)	5 vs. Urbana (12/12)
41 vs. Urbana (12/12)	16 at Marquette (11/22)	Defensive Rebounds	33 - twice	15 vs. Urbana (12/12)
50 vs. Urbana (12/12)	28 at Illinois (12/6)	Total Rebounds	47 at Northwestern (12/20)	20 vs. Urbana (12/12)
37 at E. Kentucky (11/11)	16 - twice	Fouls	28 at E. Kentucky (11/11)	15 - twice
27 vs. Urbana (12/12)	10 - twice	Assists	23 at Northwestern (12/20)	4 vs. Howard (11/18)
21 vs. Urbana (12/12)	7 - twice	Turnovers	18 at S. Utah (12/17)	9 - twice
6 at Miami (12/10)	0 - twice	Blocked Shots	12 at Northwestern (12/20)	0 vs. Urbana (12/12)
10 at S. Utah (12/17)	3 - three times	Steals	12 vs. E. Michigan (11/19)	1 - twice

2016-2017 INDIVIDUAL SUPERLATIVES

	<i>IUPUI</i>	<i>Opponent</i>
Points	28 - twice	32 - Malcolm Hill at Illinois (12/6/16)
Field Goals Made	10 - twice	11 - Malcolm Hill at Illinois (12/6/16)
Field Goals Attempted	19 - Darell Combs at EKU (11/11/16)	18 - Malcolm Hill at Illinois (12/6/16)
Highest FG Pct. (min. 5 made)	.889 (8-9) - Matt O'Leary at S. Utah (12/17/16)	1.000 (6-6) - Luke Fischer at Marquette (11/22/16)
3-Pt Field Goals Made	6 - Darell Combs vs. Urbana (12/12/16)	3 - 11 times
3-Pt Field Goals Attempted	10 - Darell Combs at Ball State (12/3/16)	12 - Sean Sellers at Ball State (12/3/16)
3-Pt FG Pct. (min. 3 made)	.857 (6-7) - Darell Combs vs. Urbana (12/12/16)	.750 (3-4) - twice
Free Throws Made	8 - twice	16 - Asante Gist at EKU (11/11/16)
Free Throws Attempted	9 - twice	22 - Asante Gist at EKU (11/11/16)
Free Throw Pct. (min. 5 made)	1.000 (8-8) - Darell Combs at Marquette (11/22/16)	1.000 (12-12) - Nick Mayo at EKU (11/11/16)
Offensive Rebounds	6 - D.J. McCall at Ball State (12/3/16)	6 - James Thompson IV vs. E. Michigan (11/19/16)
Defensive Rebounds	10 - Matt O'Leary vs. Howard (11/18/16)	12 - Sanjay Lumpkin at Northwestern (12/20/16)
Total Rebounds	13 - D.J. McCall at Ball State (12/3/16)	14 - D.J. Wilson at Michigan (11/13/16)
Assists	7 - Darell Combs vs. E. Michigan (11/19/16)	9 - Bryant McIntosh at Northwestern (12/20/16)
Turnovers	5 - twice	7 - Michael Weathers at Miami (OH) (12/10/16)
Blocked Shots	3 - Evan Hall at Miami (OH) (12/10/16)	6 - Gavin Skelly at Northwestern (12/20/16)
Steals	4 - three times	4 - three times
Minutes Played (regulation game)	39 - Darell Combs at SIUE (11/26/16)	37 - Malcolm Hill at Illinois (12/6/16)
Minutes Played (OT game)	---	---

2016-2017 GAME-BY-GAME LEADERS / STARTING FIVES

<i>Opponent</i>	<i>Starting 5</i>	<i>Points</i>	<i>Rebounds</i>	<i>Assists</i>	<i>Blocks</i>	<i>Steals</i>
# St. Joseph's	Combs-Hall-O'Leary-Patterson-Thomas	2 tied w/ 14	2 tied w/ 7	2 tied w/ 4	5 tied w/ 1	3 tied w/ 1
at E. Kentucky	Combs-Hall-O'Leary-Patterson-Thomas	Combs (28)	Hall (10)	Combs (4)	2 tied w/ 2	3 tied w/ 1
at Michigan	Combs-Hall-O'Leary-Patterson-Thomas	Combs (22)	McCall (7)	K. Thomas (3)	2 tied w/ 1	3 tied w/ 1
Howard	Combs-Hall-O'Leary-Patterson-Thomas	Patterson (15)	O'Leary (10)	O'Leary (4)	---	2 tied w/ 2
E. Michigan	Combs-Hall-O'Leary-Patterson-Thomas	Patterson (17)	Hall (11)	Combs (7)	Hall (1)	4 tied w/ 2
at Marquette	Combs-Hall-O'Leary-Patterson-Thomas	2 tied w/ 15	O'Leary (9)	O'Leary (5)	---	Patterson (4)
at SIUE	Combs-Hall-O'Leary-Patterson-Thomas	O'Leary (22)	O'Leary (8)	Henderson (6)	2 tied w/ 1	2 tied w/ 2
at Illinois St.	Combs-Hall-O'Leary-Patterson-Thomas	O'Leary (17)	2 tied w/ 7	3 tied w/ 3	Patterson (2)	3 tied w/ 2
at Ball St.	Combs-Hall-O'Leary-Patterson-Thomas	Combs (21)	McCall (13)	K. Thomas (5)	2 tied w/ 1	O'Leary (4)
at Illinois	Combs-Hall-O'Leary-Patterson-Thomas	O'Leary (25)	2 tied w/ 6	Combs (4)	2 tied w/ 1	Patterson (2)
at Miami (OH)	Combs-Hall-O'Leary-Patterson-Thomas (3-7)	McCall (14)	Hall (9)	K. Thomas (4)	Hall (3)	Patterson (3)
Urbana	Combs-Hall-McCall-O'Leary-Thomas	Combs (28)	O'Leary (9)	K. Thomas (5)	Hall (2)	3 tied w/ 1
at Southern Utah	Combs-Hall-McCall-O'Leary-Thomas	O'Leary (20)	3 tied w/ 4	Patterson (6)	3 tied w/ 1	Henderson (4)
at Northwestern	Combs-Hall-McCall-O'Leary-Thomas (2-1)	O'Leary (13)	Hall (8)	O'Leary (4)	2 tied w/ 1	O'Leary (2)
Marian						
W. Illinois						
at N. Dakota St.						
at S. Dakota						
Omaha						
at Oral Roberts						
S. Dakota St.						
Denver						
at Fort Wayne						
at W. Illinois						
N. Dakota St.						
at Omaha						
Oral Roberts						
at S. Dakota St.						
at Denver						
Fort Wayne						
S. Dakota						
Summit Quarters						
Summit Semis						
Summit Finals						



Jason Gardner was named the eighth head coach in IUPUI men's basketball program's history on April 2, 2014. Gardner, the 1999 winner of the Indiana Mr. Basketball Award, spent a year on the University of Memphis bench and two seasons at Loyola prior to that.

In his first season on the Jaguars' bench, he guided IUPUI to 10 wins, more than tripling the program's Division I win total from a year prior. His hiring paid immediate dividends on the recruiting trail, as he immediately inked five Division I transfers, four of whom were former in-state

standouts.

In year two, Gardner led the Jags to a 13-win season against one of the nation's stiffest schedules, including a 9-7 mark in league play and a finish in the top half of the league standings.

Gardner has shown he's a proven recruiter, inking talent, both through high school signees, transfers and graduate transfers.

While at Memphis, Gardner helped the Tigers to a 24-10 record as Shaq Goodwin and Joe Jackson earned All-Conference accolades. In addition, Memphis forward Austin Nichols was a unanimous selection to the American Athletics Conference All-Rookie Team after averaging 9.1 points and 4.2 boards per game. Gardner was a college teammate of current Memphis Head Coach Josh Pastner at Arizona.

Prior to coming to Memphis, Gardner was an assistant under Porter Moser at Loyola, helping the Ramblers to an eight-game improvement from 2011-12 to 2012-13. He coached Ben Averkamp to All-Horizon League accolades for two straight seasons, while Loyola point guard Cully Payne was a Bob Cousy Award nominee. He also helped recruit one of the top signing classes in the Horizon League prior to the 2012-13 season. Gardner's coaching career began in 2010 when he served as an assistant at nearby Cathedral High School.

Gardner's racked up numerous accolades during his prestigious high school, college and professional playing careers. He was a 1999 McDonald's and Parade All-American while at North Central High School, finishing his prep career with a school record 1,669 points. He was a two-time Gatorade Circle of Champions Indiana Player of the Year and was named the 1998-99 Indianapolis County Player of the Year by The Indianapolis Star and Indianapolis News. His senior season, he helped NCHS to the IHSAA 4A state championship and Tournament of Champions title while averaging 22.6 points, 4.7 rebounds, 4.0 assists and 3.0 steals per game.

The 5-foot-10 point guard was recruited to the University of Arizona by legendary Head Coach Lute Olsen, where he was a four-year All-American for the Wildcats. He was the 2002-03 Naismith National Player of the Year and Lowe's Senior CLASS award recipient. He was the 2000 consensus National Freshman of the Year and closed his career as one of four players in Pac-12 history with 1,500 points, 500 assists and 200 steals for a career. He helped lead Arizona to two Pac-12 regular season titles (2000, 2003) and four consecutive NCAA Tournament berths. The Wildcats made three Sweet Sixteens (2001, 2002, 2003), two Elite Eights (2001, 2003) and were the NCAA national runner-up in 2001. All total, Arizona won 107 games during Gardner's four seasons and he still holds school records for games started (135) and minutes played (4,825), while ranking third in school history with 1,984 career points. He also finished second in threes made (318) and fourth in assists (622). He earned his degree from the university in 2011 in disciplinary studies.

Gardner later played professionally overseas for more than eight years, primarily in Germany. In 2009, he was named MVP of German Basketball Bundesliga after helping Oldenburg to the league crown, averaging 13.7 points, 4.0 assists and 3.0 boards per game. He was a two-time Basketball Bundesliga All-Star, including starting the 2007 game.

Gardner is married to the former Jacquelyn Maxberry and the couple has four children, Jasper, Jason Jr., Jacob and Jackson.



THE GARDNER FILE

School:Arizona, '11

Seasons with IUPUI: third season

Career Record: 28-48 (3rd year)

Coaching Experience:

..... 2014-pres., Head Coach, IUPUI

..... 2013-14, Assistant Coach, Memphis

..... 2011-13, Assistant Coach, Loyola (Ill.)

..... 2010-11, Assistant Coach, Cathedral H.S.



IUPUI PLAYER CAREER STATS

BRENNAN, Aaron

Season	gp-gs	min/avg	Total		3-Point		F-Throws		Rebounds				pf	fo	ast	to	blk	stl	Scoring	
			fg-fga	pct	fg-fga	pct	ft-fta	pct	off	def	tot	avg							pts	avg
2014-15	28-24	585/20.9	71-136	.522	3-8	.375	33-46	.717	36	52	88	3.1	72	1	27	44	7	21	178	6.4
2015-16	32-9	569/17.8	55-144	.382	1-9	.111	26-31	.839	37	78	115	3.6	68	0	33	31	11	12	137	4.3
2016-17	13-0	219/16.8	37-67	.552	6-15	.400	16-19	.842	10	29	39	3.0	34	1	12	13	4	5	96	7.4
TOTAL	73-33	1373/18.8	163-347	.470	10-32	.313	75-96	.781	83	159	242	3.3	174	2	72	88	22	38	411	5.6

COMBS, Darell

Season	gp-gs	min/avg	Total		3-Point		F-Throws		Rebounds				pf	fo	ast	to	blk	stl	Scoring	
			fg-fga	pct	fg-fga	pct	ft-fta	pct	off	def	tot	avg							pts	avg
2015-16	31-29	947/30.5	165-386	.427	58-139	.417	117-155	.755	12	58	70	2.3	93	3	68	101	1	31	505	16.3
2016-17	13-13	405/31.2	74-180	.411	27-79	.342	42-54	.778	7	15	22	1.7	37	1	41	30	1	10	217	16.7
TOTAL	44-42	1352/30.7	239-566	.422	85-218	.390	159-209	.761	19	73	92	2.1	130	4	109	131	2	41	722	16.4

FRASER, Giovanni

Season	gp-gs	min/avg	Total		3-Point		F-Throws		Rebounds				pf	fo	ast	to	blk	stl	Scoring	
			fg-fga	pct	fg-fga	pct	ft-fta	pct	off	def	tot	avg							pts	avg
2016-17	10-0	65/6.5	4-10	.400	0-0	.000	3-10	.300	3	9	12	1.2	15	0	0	3	2	0	11	1.1
TOTAL	10-0	65/6.5	4-10	.400	0-0	.000	3-10	.300	3	9	12	1.2	15	0	0	3	2	0	11	1.1

HALL, Evan

Season	gp-gs	min/avg	Total		3-Point		F-Throws		Rebounds				pf	fo	ast	to	blk	stl	Scoring	
			fg-fga	pct	fg-fga	pct	ft-fta	pct	off	def	tot	avg							pts	avg
2015-16	23-11	383/16.7	50-97	.515	1-1	1.000	19-47	.404	41	50	91	4.0	67	4	14	17	7	10	120	5.2
2016-17	13-13	249/19.2	34-61	.557	0-0	.000	24-54	.444	31	41	72	5.5	31	0	10	16	12	4	92	7.1
TOTAL	36-24	632/17.6	84-158	.532	1-1	1.000	43-101	.426	72	91	163	4.5	98	4	24	33	19	14	212	5.9

HENDERSON, T.J.

Season	gp-gs	min/avg	Total		3-Point		F-Throws		Rebounds				pf	fo	ast	to	blk	stl	Scoring	
			fg-fga	pct	fg-fga	pct	ft-fta	pct	off	def	tot	avg							pts	avg
2015-16	32-2	522/16.3	49-130	.377	22-64	.344	27-39	.692	5	48	53	1.7	48	1	35	44	2	30	147	4.6
2016-17	13-0	224/17.2	23-51	.451	14-33	.424	11-15	.733	5	18	23	1.8	22	1	24	11	1	14	71	5.5
TOTAL	45-2	746/16.6	72-181	.398	36-97	.371	38-54	.704	10	66	76	1.7	70	2	59	55	3	44	218	4.8

HUDSON, Chad

Season	gp-gs	min/avg	Total		3-Point		F-Throws		Rebounds				pf	fo	ast	to	blk	stl	Scoring	
			fg-fga	pct	fg-fga	pct	ft-fta	pct	off	def	tot	avg							pts	avg
2016-17	4-0	13/3.3	1-3	.333	1-2	.500	0-2	.000	0	3	3	0.8	2	0	2	3	0	1	3	0.8
TOTAL	4-0	13/3.3	1-3	.333	1-2	.500	0-2	.000	0	3	3	0.8	2	0	2	3	0	1	3	0.8

JAMES, Josh

Season	gp-gs	min/avg	Total		3-Point		F-Throws		Rebounds				pf	fo	ast	to	blk	stl	Scoring	
			fg-fga	pct	fg-fga	pct	ft-fta	pct	off	def	tot	avg							pts	avg
2013-14	21-0	122/5.8	17-25	.680	0-0	.000	9-11	.818	12	15	27	1.3	22	0	3	4	1	4	43	2.0
2014-15	31-13	396/12.8	38-79	.481	0-0	.000	22-32	.688	29	58	87	2.8	63	2	12	32	16	9	98	3.2
2016-17	13-0	97/7.5	8-19	.421	0-0	.000	10-13	.769	9	16	25	1.9	24	0	1	6	0	1	26	2.0
TOTAL	65-13	615/9.5	63-123	.512	0-0	.000	41-56	.732	50	89	139	2.1	109	2	16	42	17	14	167	2.6

MCCALL, D.J.

Season	gp-gs	min/avg	Total		3-Point		F-Throws		Rebounds				pf	fo	ast	to	blk	stl	Scoring	
			fg-fga	pct	fg-fga	pct	ft-fta	pct	off	def	tot	avg							pts	avg
2014-15	31-15	664/21.4	52-124	.419	6-19	.316	39-61	.639	31	58	89	2.9	49	1	38	55	1	19	149	4.8
2016-17	13-3	243/18.7	24-48	.500	1-5	.200	25-42	.595	25	37	62	4.8	25	0	12	20	3	8	74	5.7
TOTAL	44-18	907/20.6	76-172	.442	7-24	.292	64-103	.621	56	95	151	3.4	74	1	50	75	4	27	223	5.1

IUPUI PLAYER CAREER STATS

O'LEARY, Matt

			Total		3-Point		F-Throws		Rebounds											Scoring	
Season	gp-gs	min/avg	fg-fga	pct	fg-fga	pct	ft-fta	pct	off	def	tot	avg	pf	fo	ast	to	blk	stl	pts	avg	
2015-16	32-32	896/28.0	128-264	.485	28-101	.277	45-78	.577	40	151	191	6.0	70	2	69	56	10	32	329	10.3	
2016-17	13-13	376/28.9	71-127	.559	23-52	.442	26-34	.765	13	72	85	6.5	27	0	36	18	6	12	191	14.7	
TOTAL	45-45	1272/28.3	199-391	.509	51-153	.333	71-112	.634	53	223	276	6.1	97	2	105	74	16	44	520	11.6	

PATTERSON, Ron

			Total		3-Point		F-Throws		Rebounds										Scoring	
Season	gp-gs	min/avg	fg-fga	pct	fg-fga	pct	ft-fta	pct	off	def	tot	avg	pf	fo	ast	to	blk	stl	pts	avg
2016-17	13-10	318/24.5	45-106	.425	28-73	.384	4-8	.500	4	26	30	2.3	28	1	25	19	4	16	122	9.4
TOTAL	13-10	318/24.5	45-106	.425	28-73	.384	4-8	.500	4	26	30	2.3	28	1	25	19	4	16	122	9.4

SINN, Grant

			Total		3-Point		F-Throws		Rebounds											Scoring	
Season	gp-gs	min/avg	fg-fga	pct	fg-fga	pct	ft-fta	pct	off	def	tot	avg	pf	fo	ast	to	blk	stl	pts	avg	
2015-16	8-0	8/1.0	0-3	.000	0-3	.000	0-0	.000	0	1	1	0.1	0	0	0	1	0	0	0	0.0	
2016-17	3-0	8/2.7	1-5	.200	1-5	.200	0-0	.000	1	0	1	0.3	2	0	0	0	0	0	3	1.0	
TOTAL	11-0	16/1.5	1-8	.125	1-8	.125	0-0	.000	1	1	2	0.2	2	0	0	1	0	0	3	0.3	

THOMAS, Kellon

			Total		3-Point		F-Throws		Rebounds											Scoring	
Season	gp-gs	min/avg	fg-fga	pct	fg-fga	pct	ft-fta	pct	off	def	tot	avg	pf	fo	ast	to	blk	stl	pts	avg	
2016-17	13-13	370/28.5	30-102	.294	11-37	.297	23-24	.958	6	27	33	2.5	30	0	41	23	0	11	94	7.2	
TOTAL	13-13	370/28.5	30-102	.294	11-37	.297	23-24	.958	6	27	33	2.5	30	0	41	23	0	11	94	7.2	

THOMAS, Noah

			Total		3-Point		F-Throws		Rebounds											Scoring	
Season	gp-gs	min/avg	fg-fga	pct	fg-fga	pct	ft-fta	pct	off	def	tot	avg	pf	fo	ast	to	blk	stl	pts	avg	
2016-17	4-0	13/3.3	1-4	.250	0-1	.000	3-4	.750	1	3	4	1.0	5	0	0	5	0	0	5	1.3	
TOTAL	4-0	13/3.3	1-4	.250	0-1	.000	3-4	.750	1	3	4	1.0	5	0	0	5	0	0	5	1.3	

ACTIVE PLAYER CAREER RANKINGS

Games Played		Games Started		Minutes		Points		Rebounds		Assists		Steals	
1. Brennan	73	1. O'Leary	45	1. Brennan	1373	1. Combs	722	1. O'Leary	276	1. Combs	109	t-1. Henderson	44
2. James	65	2. Combs	42	2. Combs	1352	2. O'Leary	512	2. Brennan	242	2. O'Leary	105	t-1. O'Leary	44
t-3. Henderson	45	3. Brennan	33	3. O'Leary	1272	3. Brennan	411	3. Hall	163	3. Brennan	72	3. Combs	41
t-3. O'Leary	45	4. Hall	24	4. McCall	907	4. McCall	223	4. McCall	151	4. Henderson	59	4. Brennan	38
t-5. Combs	44	5. McCall	18	5. Henderson	746	5. Henderson	207	5. James	139	5. McCall	50	5. McCall	27
t-5. McCall	44	t-6. James	13	6. Hall	632	6. Hall	206	6. Combs	92	6. K. Thomas	41	6. Patterson	16
7. Hall	36	t-6. K. Thomas	13	7. James	615	7. James	167	7. Henderson	76	7. Patterson	25	t-7. Hall	14
t-8. Patterson	13	8. Patterson	10	8. K. Thomas	370	8. Patterson	122	8. K. Thomas	33	8. Hall	24	t-7. James	14
t-8. K. Thomas	13	9. Henderson	2	9. Patterson	318	9. K. Thomas	94	9. Patterson	30	9. James	16	9. K. Thomas	11
10. Sinn	11	t-10. Fraser	0	10. Fraser	65	10. Fraser	11	10. Fraser	12	10. Hudson	2	10. Hudson	1
11. Fraser	10	t-10. Hudson	0	11. Sinn	16	11. N. Thomas	5	11. N. Thomas	4	t-11. Fraser	0	t-11. Fraser	0
t-12. Hudson	4	t-10. Sinn	0	t-12. Hudson	13	t-12. Hudson	3	t-12. Hudson	3	t-11. Sinn	0	t-11. Sinn	0
t-12. N. Thomas	4	t-10. N. Thomas	0	t-12. N. Thomas	13	t-12. Sinn	3	13. Sinn	2	t-11. N. Thomas	0	t-11. N. Thomas	0

Field Goals Made		FG Attempts		Free Throws Made		FT Attempts		Threes Made		Threes Attempted		Blocks	
1. Combs	239	1. Combs	558	1. Combs	159	1. Combs	209	1. Combs	85	1. Combs	218	1. Brennan	22
2. O'Leary	199	2. O'Leary	391	2. Brennan	75	2. O'Leary	112	2. O'Leary	51	2. O'Leary	153	2. Hall	19
3. Brennan	163	3. Brennan	347	3. O'Leary	71	3. McCall	103	3. Henderson	36	3. Henderson	97	3. James	17
4. Hall	84	4. Henderson	181	4. McCall	64	4. Hall	101	4. Patterson	28	4. Patterson	73	4. O'Leary	16
5. McCall	76	5. Hall	158	5. Hall	43	5. Brennan	96	5. K. Thomas	11	5. K. Thomas	37	t-5. McCall	4
6. Henderson	72	6. James	123	6. James	41	6. James	56	6. Brennan	10	6. Brennan	32	t-5. Patterson	4
7. James	63	7. Patterson	106	7. Henderson	38	7. Henderson	54	7. McCall	7	7. McCall	24	7. Henderson	3
8. Patterson	45	8. McCall	103	8. K. Thomas	23	8. K. Thomas	24	t-8. Hall	1	8. Sinn	8	t-8. Combs	2
9. K. Thomas	30	9. K. Thomas	102	9. Patterson	4	9. Fraser	10	t-8. Hudson	1	9. Hudson	2	t-8. Fraser	2
10. Fraser	4	10. Fraser	10	t-10. Fraser	3	10. Patterson	8	t-8. Sinn	1	t-10. Hall	1	t-10. Hudson	0
t-11. Hudson	1	t-11. Sinn	8	t-10. N. Thomas	3	11. N. Thomas	4	t-11. Fraser	0	t-10. N. Thomas	1	t-10. Sinn	0
t-11. Sinn	1	12. N. Thomas	4	t-12. Hudson	0	12. Hudson	2	t-11. James	0	t-12. Fraser	0	t-10. K. Thomas	0
t-11. N. Thomas	1	13. Hudson	3	t-12. Sinn	0	13. Sinn	0	t-11. N. Thomas	0	t-12. James	0	t-10. N. Thomas	0

IUPUI RETURNER/TRANSFER CAREER-HIGHS

#0 DARELL COMBS - CAREER HIGHS

Points:	32	vs. South Dakota (2/25/16)
Rebounds:	7	at Marquette (11/16/15)
Assists:	8	vs. Fort Wayne (2/27/16)
FG:	11	vs. South Dakota (2/25/16)
FGA:	20	vs. South Dakota (2/25/16)
3FG:	6	three times
3FGA:	11	vs. South Dakota (2/25/16)
FT:	9	twice
FTA:	14	at Indiana St. (11/13/15)
Blocks:	1	twice
Steals:	4	at Georgia State (11/27/15)
Minutes:	39	twice

#11 JOSH JAMES - CAREER HIGHS

Points:	17	vs. Judson (1/2/14)
Rebounds:	10	vs. Omaha (2/28/15)
Assists:	2	at Oral Roberts (1/7/15)
FG:	7	vs. Judson (1/2/14)
FGA:	8	vs. Judson (1/2/14)
3FG:	---	
3FGA:	---	
FT:	3	twice
FTA:	4	twice
Blocks:	2	five times
Steals:	3	vs. South Dakota (1/24/15)
Minutes:	30	vs. Omaha (2/28/15)

#22 D.J. MCCALL - CAREER HIGHS

Points:	14	twice
Rebounds:	13	at Ball State (12/3/16)
Assists:	5	vs. Oral Roberts (2/5/15)
FG:	6	at Miami (Ohio) (12/10/16)
FGA:	9	at Marquette (11/22/16)
3FG:	2	at Milwaukee (11/19/14)
3FGA:	2	five times
FT:	7	at N.C. Central (12/29/14)
FTA:	10	at N.C. Central (12/29/14)
Blocks:	1	four times
Steals:	3	vs. Eastern Kentucky (12/13/14)
Minutes:	38	at North Dakota State (2/19/15)

#45 AARON BRENNAN - CAREER HIGHS

Points:	14	twice
Rebounds:	7	at Denver (2/4/16)
Assists:	4	twice
FG:	7	vs. Ball State (11/22/14)
FGA:	11	at SIUE (11/26/16)
3FG:	1	10 times
3FGA:	3	twice
FT:	6	vs. Omaha (2/28/15)
FTA:	7	vs. Omaha (2/28/15)
Blocks:	3	at South Dakota (1/1/16)
Steals:	3	three times
Minutes:	34	vs. Omaha (2/28/15)

#1 T.J. HENDERSON - CAREER HIGHS

Points:	16	vs. Omaha (2/17/16)
Rebounds:	7	vs. North Dakota State (3/6/16)
Assists:	6	at SIUE (11/26/16)
FG:	6	vs. Omaha (2/17/16)
FGA:	10	at Butler (12/28/15)
3FG:	3	three times
3FGA:	6	three times
FT:	3	six times
FTA:	5	at Memphis (12/22/15)
Blocks:	1	three times
Steals:	4	twice
Minutes:	30	vs. South Alabama (11/24/15)

#15 MATT O'LEARY - CAREER HIGHS

Points:	25	at Illinois (12/6/16)
Rebounds:	12	vs. North Dakota State (3/6/16)
Assists:	9	vs. Fort Wayne (2/27/16)
FG:	9	three times
FGA:	15	at Illinois (12/6/16)
3FG:	4	three times
3FGA:	9	twice
FT:	7	at Illinois (12/6/16)
FTA:	8	at Illinois (12/6/16)
Blocks:	2	three times
Steals:	5	vs. Fort Wayne (2/27/16)
Minutes:	36	three times

#24 EVAN HALL - CAREER HIGHS

Points:	14	three times
Rebounds:	11	vs. Eastern Michigan (11/19/16)
Assists:	4	vs. Urbana (12/12/16)
FG:	6	twice
FGA:	12	at Northwestern (12/20/16)
3FG:	1	at Indiana St. (11/13/15)
3FGA:	1	at Indiana St. (11/13/15)
FT:	8	vs. Urbana (12/12/16)
FTA:	9	twice
Blocks:	3	at Miami (Ohio) (12/10/16)
Steals:	2	three times
Minutes:	27	at South Dakota (1/1/16)

#5 KELLON THOMAS - CAREER HIGHS

Points:	22	twice
Rebounds:	5	six times
Assists:	6	three times
FG:	8	at NJIT (12/7/15)
FGA:	15	twice
3FG:	6	at NJIT (12/7/15)
3FGA:	11	at Miami (Ohio) (2/27/16)
FT:	11	at Ball State (1/19/16)
FTA:	13	vs. Ohio (1/16/16)
Blocks:	1	three times
Steals:	3	twice
Minutes:	35	vs. Eastern Michigan (11/19/16)

#20 GRANT SINN - CAREER HIGHS

Points:	3	vs. Urbana (12/12/16)
Rebounds:	1	twice
Assists:	-	---
FG:	1	vs. Urbana (12/12/16)
FGA:	2	twice
3FG:	1	vs. Urbana (12/12/16)
3FGA:	2	twice
FT:	-	---
FTA:	-	---
Blocks:	-	---
Steals:	-	---
Minutes:	4	vs. Urbana (12/12/16)

#25 RON PATTERSON - CAREER HIGHS

Points:	17	vs. Eastern Michigan (11/19/16)
Rebounds:	6	vs. Urbana (12/12/16)
Assists:	6	at Southern Utah (12/17/16)
FG:	6	three times
FGA:	15	at Marquette (11/22/16)
3FG:	5	vs. Eastern Michigan (11/19/16)
3FGA:	9	vs. Eastern Michigan (11/19/16)
FT:	2	three times
FTA:	6	at Virginia Tech (1/3/15)
Blocks:	2	twice
Steals:	4	at Marquette (11/22/16)
Minutes:	31	twice

FIRST-YEAR PLAYER SEASON/CAREER-HIGHS

	#2 ANTHONY JONES	#12 CHAD HUDSON	#32 ELY JAH GOSS	#33 GIOVANNI FRASER	#35 NOAH THOMAS	#40 EVAN BORGMAN
Points:	---	3 vs. Urbana	---	4 at Marquette	2 - twice	---
Rebounds:	---	1 - three times	---	4 at S. Utah	3 vs. Urbana	---
Assists:	---	1 - twice	---	---	---	---
FG:	---	1 vs. Urbana	---	2 at Marquette	1 at S. Utah	---
FGA:	---	2 vs. Urbana	---	4 at Marquette	2 - twice	---
3FG:	---	1 vs. Urbana	---	---	---	---
3FGA:	---	2 vs. Urbana	---	---	1 at S. Utah	---
FT:	---	---	---	2 at S. Utah	2 vs. Urbana	---
FTA:	---	2 vs. Howard	---	6 at S. Utah	2 - twice	---
Blocks:	---	---	---	1 - twice	---	---
Steals:	---	1 vs. Howard	---	---	---	---
Minutes:	---	5 vs. Urbana	---	13 vs. Urbana	5 vs. Urbana	---

LAST FOUR BOX SCORES

GAME #10 • MIAMI 71, IUPUI 68 (OXFORD, OHIO)

IUPUI 68 • 3-7

#	Player		Total		3-Ptr		Rebounds			PF	TP	A TO Blk Stl				Min
			FG-FA	FG-FGA	FT-FTA	Off	Def	Tot	A			TO	Blk	Stl		
15	O'LEARY, Matt	f	3-11	3-9	2-2	3	5	8	2	11	2	2	2	0	31	
24	HALL, Evan	f	2-2	0-0	1-5	3	6	9	1	5	1	2	3	1	23	
00	COMBS, Darell	g	5-14	2-8	1-1	0	2	2	4	13	3	4	0	0	28	
05	THOMAS, Kellon	g	2-11	2-6	0-0	1	1	2	3	6	4	1	0	1	32	
25	PATTERSON, Ron	g	3-8	2-6	0-0	1	1	2	0	8	0	3	1	3	22	
01	HENDERSON, T.J.		2-5	1-3	0-2	1	0	1	3	5	1	2	0	2	17	
11	JAMES, Josh		0-0	0-0	0-0	1	1	2	2	0	1	0	0	0	7	
22	McCALL, D.J.		6-7	0-1	2-3	3	4	7	2	14	0	2	0	2	28	
33	FRASER, Giovanni		0-1	0-0	0-0	0	0	0	0	0	0	0	0	0	3	
45	BRENNAN, Aaron		2-2	0-0	2-2	0	2	2	4	6	1	1	0	0	9	
Team						0	3	3								
Totals			25-61	10-33	8-15	13	25	38	21	68	13	17	6	9	200	
FG % 1st Half: 11-25 44.0% 2nd half: 14-36 38.9% Game: 25-61 41.0% Deadball Rebounds 4,1																
3FG % 1st Half: 3-10 30.0% 2nd half: 7-23 30.4% Game: 10-33 30.3%																
FT % 1st Half: 3-6 50.0% 2nd half: 5-9 55.6% Game: 8-15 53.3%																

Miami 71 • 5-5

#	Player		Total		3-Ptr		Rebounds			PF	TP	A TO Blk Stl				Min
			FG-FGA	FG-FGA	FT-FTA	Off	Def	Tot	A			TO	Blk	Stl		
02	MILLS,Rod	f	5-9	1-1	0-1	2	3	5	4	11	1	2	1	1	18	
11	MCLANE,Logan	f	6-9	0-0	3-6	0	2	2	4	15	2	2	0	1	28	
20	WADE,Dion	g	2-4	2-2	0-0	1	6	7	1	6	2	2	0	0	31	
24	WEATHERS,Michael	g	6-12	1-4	2-2	0	5	5	2	15	7	7	1	1	25	
30	HAROUNA,Abdoulaye	g	2-5	1-4	1-2	0	1	1	4	6	1	1	0	0	21	
13	WRIGHT,Jake		0-2	0-2	0-0	0	0	0	1	0	0	0	0	0	13	
15	JOVIC,Milos		0-4	0-2	0-0	0	1	1	0	0	3	0	0	1	11	
21	BISCHOFF,Jake		0-0	0-0	0-0	0	0	0	0	0	0	0	0	0	5	
22	WEATHERS,Marcus		4-9	2-2	3-3	1	5	6	2	13	1	3	1	0	32	
31	SOLOMUN,Bruno		2-5	1-3	0-1	0	3	3	2	5	0	0	0	0	17	
Team						4	0	4								
Totals			27-59	8-20	9-15	8	26	34	20	71	17	17	3	4	201	
FG % 1st Half: 16-31 51.6% 2nd half: 11-28 39.3% Game: 27-59 45.8% Deadball Rebounds																
3FG % 1st Half: 6-13 46.2% 2nd half: 2-7 28.6% Game: 8-20 40.0%																
FT % 1st Half: 4-5 80.0% 2nd half: 5-10 50.0% Game: 9-15 60.0% 4																

Officials: Todd Williams, Scott Siville, Brooks Wells
 Technical fouls: IUPUI-None. Miami-None.
 Attendance: 1268

Score by periods	1st	2nd	Total		In	Off	2nd	Fast	
IUPUI	28	40	68	Points	Paint	T/O	Chance	Break	Bench
Miami	42	29	71	IUPUI	28	21	18	4	25
				MIAMI	36	20	10	8	18

Last FG - IUPUI 2nd-00:29, MIAMI 2nd-00:19.
 Largest lead - IUPUI None, MIAMI by 21 1st-11:08.
 IUPUI led for 00:00. MIAMI led for 39:35. Game was tied for 00:25.

Score tied - 1 time.
 Lead changed - 0 times.

GAME #11 • IUPUI 109, URBANA 67 (INDIANA FARMERS COLISEUM)

Urbana 67 • 3-6

#	Player		Total		3-Ptr		Rebounds			PF	TP	A TO Blk Stl				Min	
			FG-FA	FG-FA	FT-FTA	Off	Def	Tot	A			TO	Blk	Stl			
05	WEINKE,Jimmy	g	1-6	0-4	2-2	0	2	2	3	4	2	4	0	0	2	29	
11	CARR,Demetrius	g	4-13	2-4	2-2	0	2	2	2	12	2	0	0	4	4	29	
14	GARNETT,Aarmanni	g	2-8	0-2	0-0	0	2	2	5	4	2	0	0	0	0	20	
20	SNAPP,Ethan	g	2-7	1-5	0-0	0	0	0	0	5	1	0	0	0	0	17	
22	JACKSON,Carlas	g	5-13	3-7	0-0	1	5	6	4	13	2	2	0	1	34	34	
03	ABROM,DeQuan		6-13	3-4	5-5	2	2	4	2	20	1	2	0	2	31	31	
12	PAYTON,Dalton		0-3	0-2	2-2	0	1	1	3	2	0	1	0	0	25	25	
13	HAWES,Andre		3-6	1-1	0-0	1	1	2	0	7	0	0	0	2	15	15	
Team						1	0	1					1				
Totals				23-69	10-29	11-11	5	15	20	19	67	10	10	0	11	200	
FG % 1st Half: 14-38			36.8%	2nd half: 9-31	29.0%	Game: 23-69			33.3%	Deadball Rebounds 0							
3FG % 1st Half: 5-15			33.3%	2nd half: 5-14	35.7%	Game: 10-29			34.5%								
FT % 1st Half: 2-2			100.0	2nd half: 9-9	100.0	Game: 11-11			100.0								

IUPUI 109 • 4-7

#	Player		Total		3-Ptr		Rebounds			PF	TP	A TO Blk Stl					Min
			FG-FGA	FG-FGA	FT-FTA	Off	Def	Tot	PF			TP	A	TO	Blk	Stl	
15	O'LEARY, Matt	f	4-5	2-3	0-0	1	8	9	1	10	3	2	0	1	19		
24	HALL, Evan	f	2-2	0-0	8-9	0	3	3	0	12	4	0	2	0	14		
00	COMBS, Darell	g	9-12	6-7	4-7	1	1	2	3	28	2	2	0	0	22		
05	THOMAS, Kellon	g	5-8	1-3	0-0	0	3	3	0	11	5	1	0	0	23		
22	McCALL, D.J.	g	2-3	0-0	0-0	0	4	4	0	4	2	3	1	0	20		
01	HENDERSON, T.J.		3-4	3-4	2-2	0	6	6	2	11	3	2	0	1	26		
11	JAMES, Josh		1-2	0-0	0-0	0	2	2	2	2	0	2	0	0	12		
12	HUDSON, Chad		1-2	1-2	0-0	0	1	1	1	3	1	3	0	0	5		
20	SINN, Grant		1-2	1-2	0-0	1	0	1	1	3	0	0	0	0	4		
25	PATTERSON, Ron		4-9	2-6	0-0	0	6	6	2	10	3	2	0	0	20		
33	FRASER, Giovanni		0-0	0-0	0-0	1	2	3	2	0	0	0	0	0	13		
35	THOMAS, Noah		0-2	0-0	2-2	1	2	3	0	2	0	2	0	0	5		
45	BRENNAN, Aaron		5-7	1-2	2-2	3	2	5	2	13	4	2	0	1	17		
Team						1	1	2									
Totals			37-58	17-29	18-22	9	41	50	16	109	27	21	3	3	200		
FG % 1st Half: 18-28 64.3% 2nd half: 19-30 63.3% Game: 37-58 63.8%																	
3FG % 1st Half: 8-13 61.5% 2nd half: 9-16 56.3% Game: 17-29 58.6%																	
FT % 1st Half: 14-17 82.4% 2nd half: 4-5 80.0% Game: 18-22 81.8%																	
															Deadball Rebounds 1		

Officials: Glenn Mayborg (R), Scott Gooden, Bart Wegenke
 Technical fouls: Urbana-None. IUPUI-None.
 Attendance: 909

Score by periods	1st	2nd	Total		In	Off	2nd	Fast	
Urbana	35	32	67	Points	Paint	T/O	Chance	Break	Bench
IUPUI	58	51	109	URBANA	14	14	6	0	29
				IUPUI	34	14	14	0	44

Last FG - URBANA 2nd-00:20, IUPUI 2nd-01:39.
 Largest lead - URBANA None, IUPUI by 46 2nd-06:52.
 URBANA led for 00:00. IUPUI led for 39:02. Game was tied for 00:58.

Score tied - 1 time.
 Lead changed - 0 times.

GAME #12 • IUPUI 101, SOUTHERN UTAH 81 (CEDAR CITY, UTAH)

IUPUI 101 • 5-7

#	Player		Total		3-Ptr		Rebounds			PF	TP	A	TO	Blk	Stl	Min
			FG-FGA	FG-FGA	FT-FTA	Off	Def	Tot								
15	O'LEARY, Matt	f	8-9	4-5	0-0	0	0	0	1	20	2	1	1	1	27	
24	HALL, Evan	f	5-6	0-0	1-4	2	1	3	2	11	1	1	1	1	16	
00	COMBS, Darell	g	5-9	2-4	4-4	0	2	2	1	16	3	2	0	2	26	
05	THOMAS, Kellon	g	3-6	1-3	2-2	0	3	3	3	9	3	1	0	1	28	
22	McCALL, D.J.	g	2-4	0-1	0-0	2	2	4	4	4	1	3	0	0	12	
01	HENDERSON, T.J.		3-5	2-3	3-4	1	3	4	3	11	3	2	0	4	24	
11	JAMES, Josh		2-3	0-0	0-0	2	0	2	1	4	0	1	0	0	11	
12	HUDSON, Chad		0-0	0-0	0-0	0	0	0	1	0	1	0	0	0	4	
20	SINN, Grant		0-2	0-2	0-0	0	0	0	1	0	0	0	0	0	3	
25	PATTERSON, Ron		6-11	3-6	0-0	0	3	3	3	15	6	0	0	1	22	
33	FRASER, Giovanni		0-0	0-0	2-6	0	4	4	1	2	0	0	1	0	7	
35	THOMAS, Noah		1-2	0-1	0-0	0	1	1	2	2	0	2	0	0	3	
45	BRENNAN, Aaron		3-6	1-3	0-0	0	3	3	2	7	2	0	0	0	17	
Team						5	0	5								
Totals				38-63	13-28	12-20	12	22	34	25	101	22	14	3	10	200
FG % 1st Half: 17-30			56.7%	2nd half: 21-33	63.6%	Game: 38-63			60.3%	Deadball Rebounds 2.2						
3FG % 1st Half: 9-17			52.9%	2nd half: 4-11	36.4%	Game: 13-28			46.4%							
FT % 1st Half: 8-11			72.7%	2nd half: 4-9	44.4%	Game: 12-20			60.0%							